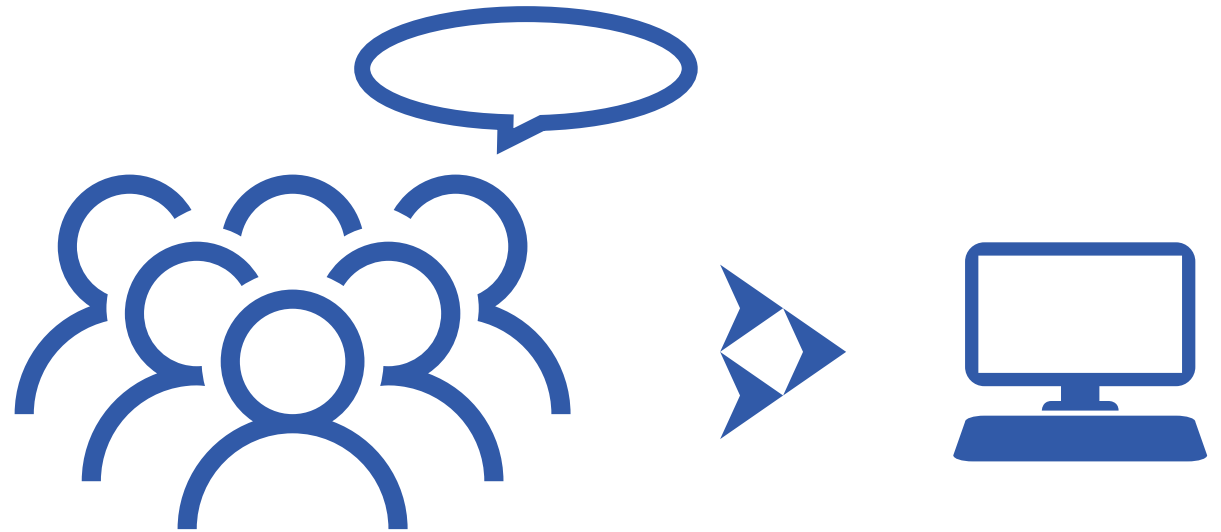




**European Integration  
and Western Balkan Societies  
in times of COVID-19  
Results from a Regional Survey**



# The Western Balkans in times of Pandemic: EU, External Actors and Citizens' Trust

In the late summer of 2021, the European Fund for the Balkans (EFB) commissioned Ipsos Strategic Marketing to conduct a survey among citizens in Western Balkan 6 (Albania, Bosnia and Herzegovina, Kosovo, Montenegro, North Macedonia and Serbia) on three specific topics: trust, foreign actors and European accession.

The opinion poll was conducted on a nationally representative sample consisting of a minimum of 1,000 respondents aged 18+, by means of telephone and online interviews – CATI (Computer Assisted Telephone Interviewing) and CAWI (Computer Assisted Web Interviewing), and by the following ratio: Albania (phone + online, 90:10), Bosnia and Herzegovina (phone + online, 80:20), Kosovo (phone + online, 92:8), Montenegro (phone + online, 90:10), North Macedonia (phone + online, 90:10), and Serbia (phone + online, 77:23).

In the interest of promoting independent research, knowledge sharing and a better understanding of public opinion in the region, EFB has decided to share the complete results of the survey with the public, so as to encourage researchers, civil society and governments to use the data. Perhaps this can lead to improved policy making and understanding of the public sentiment in these difficult times.

Unfortunately, there is a shortage of public opinion surveys that encompass the entire Western Balkans and allow for comparisons between countries in the region. With this in mind, the results were analyzed by EFB's BiEPAG members who produced policy briefs and blog posts on their assessment of the data's implications. BiEPAG include renowned researchers on the Western Balkans, specialised in examining policy trends across the WB6, drawing conclusions with implications for the whole region and its neighborhood.

## Disclaimer

You are welcome to quote and use this data in your own published work on the condition that you cite EFB as commissioner of the survey and provide a link to the survey on the EFB website.



# PUBLIC OPINION POLL IN *THE WESTERN* *BALKANS*

For:



Ipsos Public Affairs



# CONTENT

**03** **METHODOLOGY**

---

**04** **TRUST**

---

**24** **FOREIGN ACTORS**

---

**38** **EU INTEGRATION**

---



# METHODOLOGY

<b>Realization:</b>	<b>End of July/first half of August 2021</b> Albania 23.07.-06.08.2021. Bosnia and Herzegovina 27.07.-05.08.2021. Kosovo 29. 07.-19.08.2021. Montenegro 27. 07.-06. 08.2021. North Macedonia 27. 07.-16. 08.2021. Serbia 29. 07.-07. 08.2021.
<b>Sample universe:</b>	Populations of Albania, Bosnia and Herzegovina, Kosovo, Montenegro, North Macedonia and Serbia, 18+
<b>Sample size:</b>	Albania 1010 Bosnia and Herzegovina 1002 Kosovo 1011 Montenegro 1015 North Macedonia 1013 Serbia 1004
<b>Type of survey:</b>	<b>MIX MODE:</b> Telephone and online interviews – CATI (Computer Assisted Telephone Interviewing) and CAWI (Computer Assisted Web Interviewing)
<b>Post-stratification:</b>	By region, gender, age, type of settlement and education

# TRUST

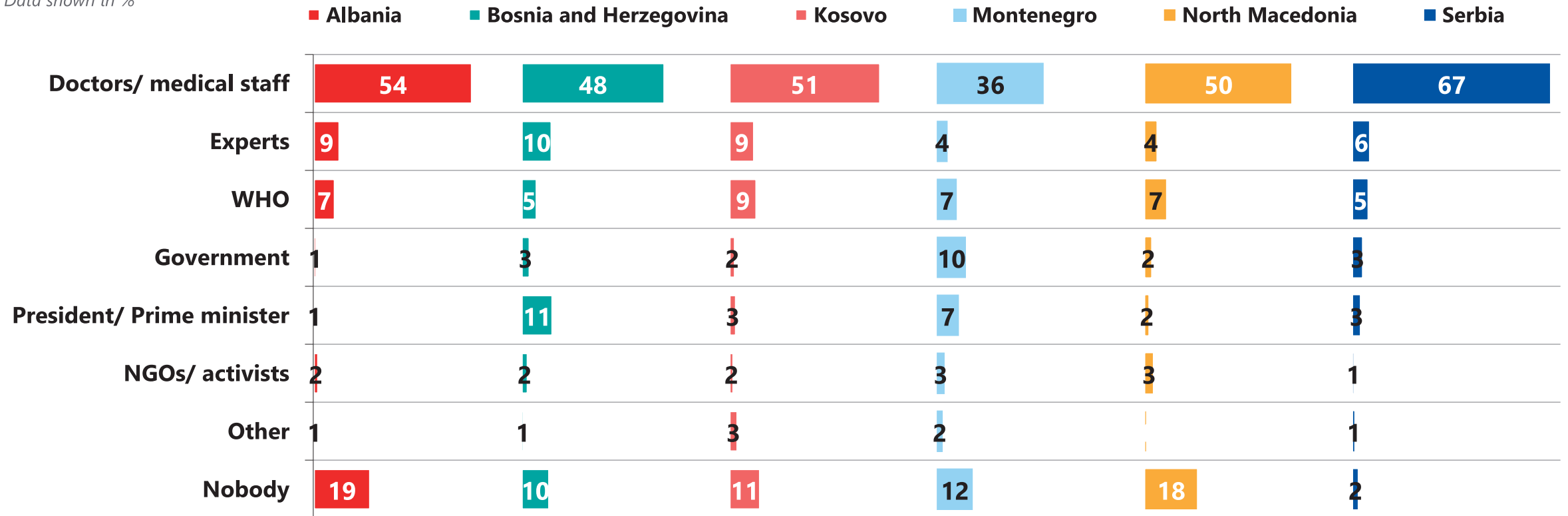
# EXECUTIVE SUMMARY - TRUST

- Citizens in all countries trust doctors and medical staff the most during the COVID-19 crisis.
- At least three fifths of the citizens of all countries trust in vaccines against Covid-19.
- Belief that vaccines will harm the health and that it is ploy by the pharmaceutical industry to profit more, are the main reasons not to trust in vaccines in all countries.
- In general people trust Pfizer-BioNTech the most, with exception of serbia where majority trust sinopharm the most.
- Albania, Bosnia, Kosovo and Montenegro expect the most help from EU in the future. North Macedonia counts on EU and Serbia the most, while Serbia expects the most help from Russia and China.
- Vast majority of citizens in all countries trust medical workers the most.
- Majority of the citizens in all countries believe that the government can be changed through elections.
- In total, television (public or commercial) is the main source of information as well as the most trusted one.

# ➤ IN TOTAL, CITIZENS IN ALL COUNTRIES ALMOST EXCLUSIVELY TRUST DOCTORS AND MEDICAL STAFF.

## Who has most won your trust during the COVID-19 crisis? – First answer

Data shown in %



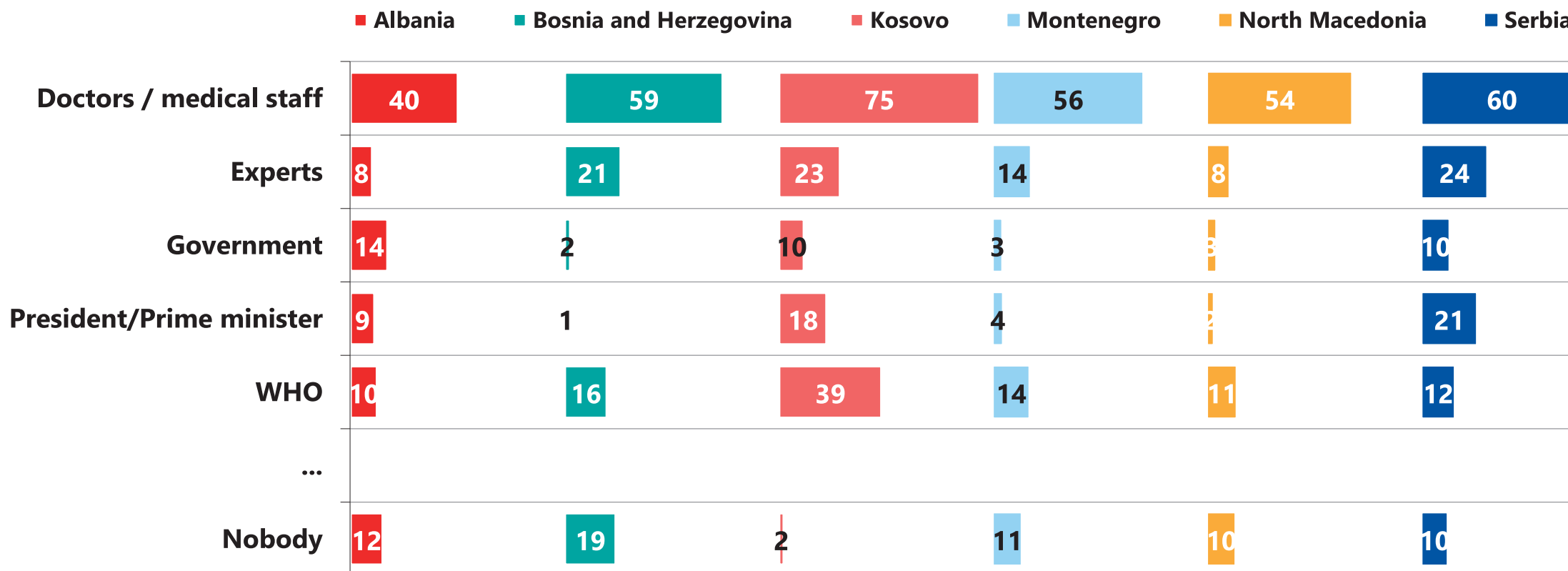
Base: Total target population

# SITUATION IS THE SAME WHEN ALL ANSWERS ARE TAKEN INTO ACCOUNT: KOSOVO STANDS OUT WITH HIGHER SHARE OF CITIZENS TRUSTING THE WHO.

## Who has most won your trust during the COVID-19 crisis? – All answers

Data shown in %

Top five answers

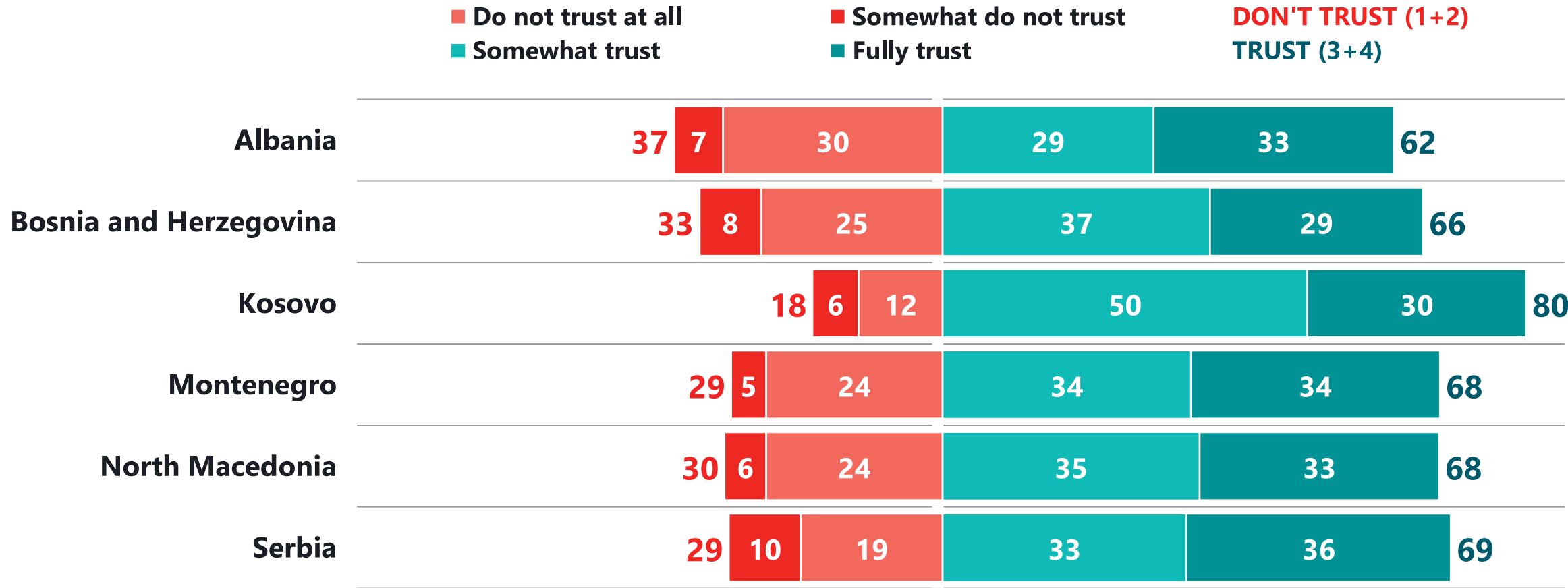


Base: Total target population

# MORE THAN THREE FIFTHS OF THE CITIZENS OF ALL COUNTRIES, HAVE TRUST IN VACCINES AGAINST COVID-19, WHERE KOSOVO STANDS OUT WITH HIGHEST SHARE IN THIS REGARD.

To what extent do you trust vaccines against Covid-19?

Data shown in %



Base: Total target population



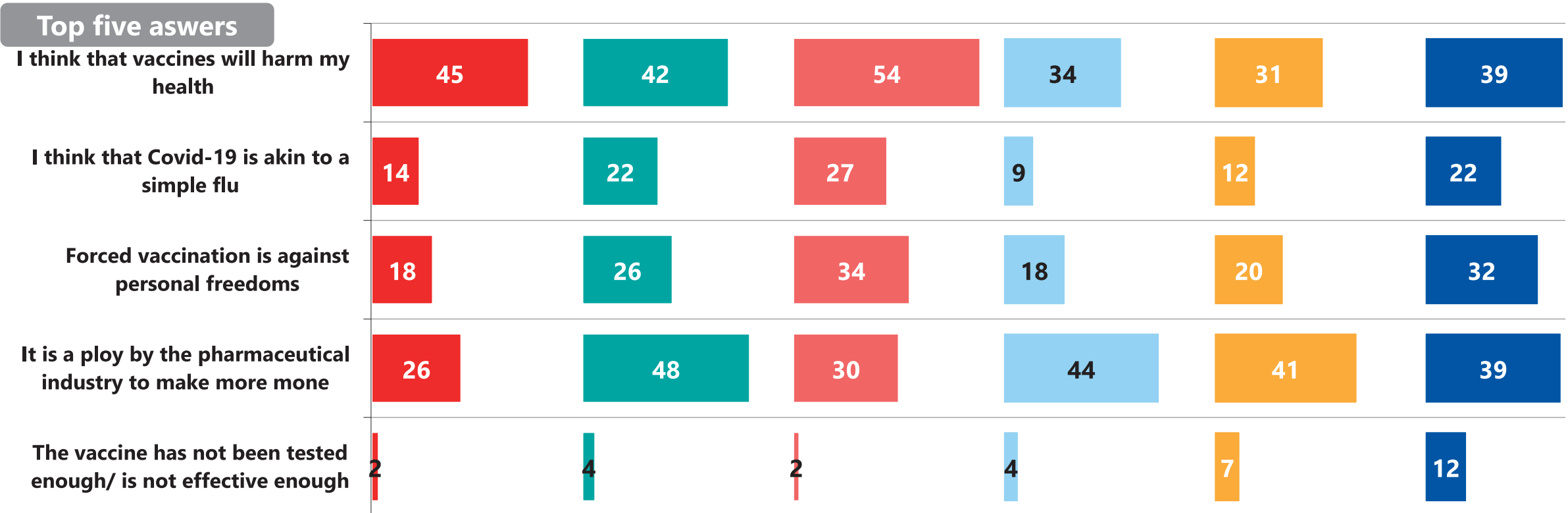


# BELIEF THAT VACCINES WILL HARM THE HEALTH AND THAT IT IS PLOY BY THE PHARMACEUTICAL INDUSTRY TO PROFIT MORE, ARE THE MAIN REASONS NOT TO TRUST IN VACCINES IN ALL COUNTRIES. THERE IS VERY SIMILAR PATTERN OF DISTRUST IN ALL COUNTRIES.

## Why don't you trust vaccines against Covid-19?

Data shown in %

Multiple answers

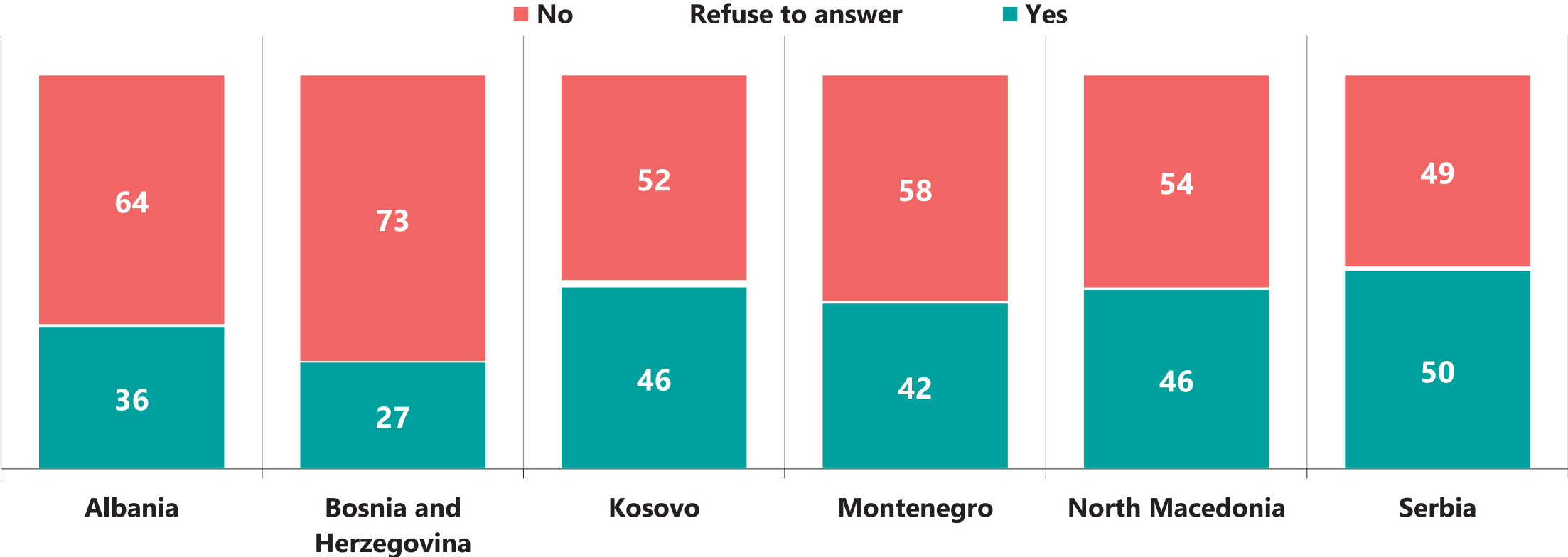


Base: Those who do not have trust in vaccines against Covid-19

# SERBIA HAS THE HIGHEST SHARE OF CITIZENS WHO STATE THEY ARE VACCINATED, WHILE ONLY QUARTER IN BOSNIA AND HERZEGOVINA CLAIM THE SAME.

## Have you been vaccinated?

Data shown in %



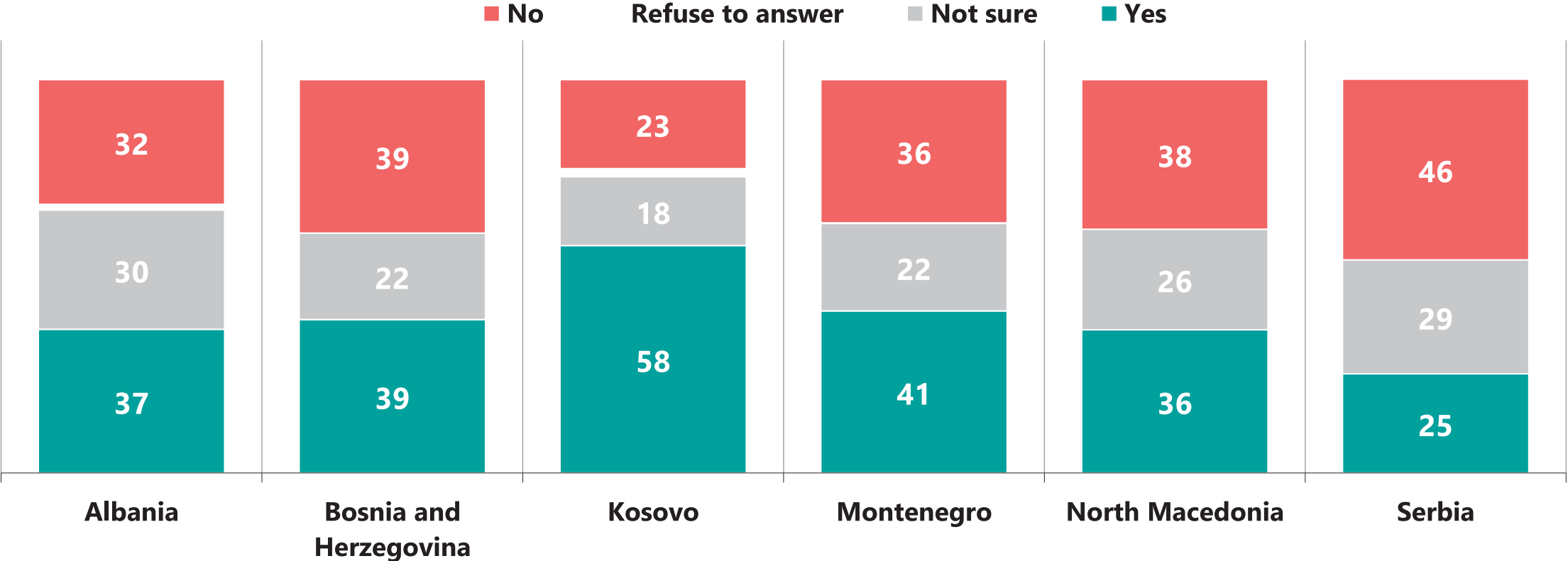
Base: Total target population



# MORE THAN ONE THIRD OF CITIZENS NOT BEING VACCINATED STATE THEY WANT TO RECEIVE VACCINE, WITH EXCEPTION OF SERBIA WHERE ONE QUARTER STATE THE SAME.

## If not, are you planning to receive vaccination?

Data shown in %




Base: Those who have not been vaccinated

# IN GENERAL PEOPLE TRUST PFIZER-BIONTECH THE MOST, WITH EXCEPTION OF SERBIA WHERE MAJORITY TRUST SINOPHARM THE MOST. CITIZENS IN MONTENEGRO TRUST ALMOST EQUALLY IN PFIZER AND SINOPHARM.

## Which of these vaccines do you trust the most?

Data shown in %

■ Albania ■ Bosnia and Herzegovina ■ Kosovo ■ Montenegro ■ North Macedonia ■ Serbia

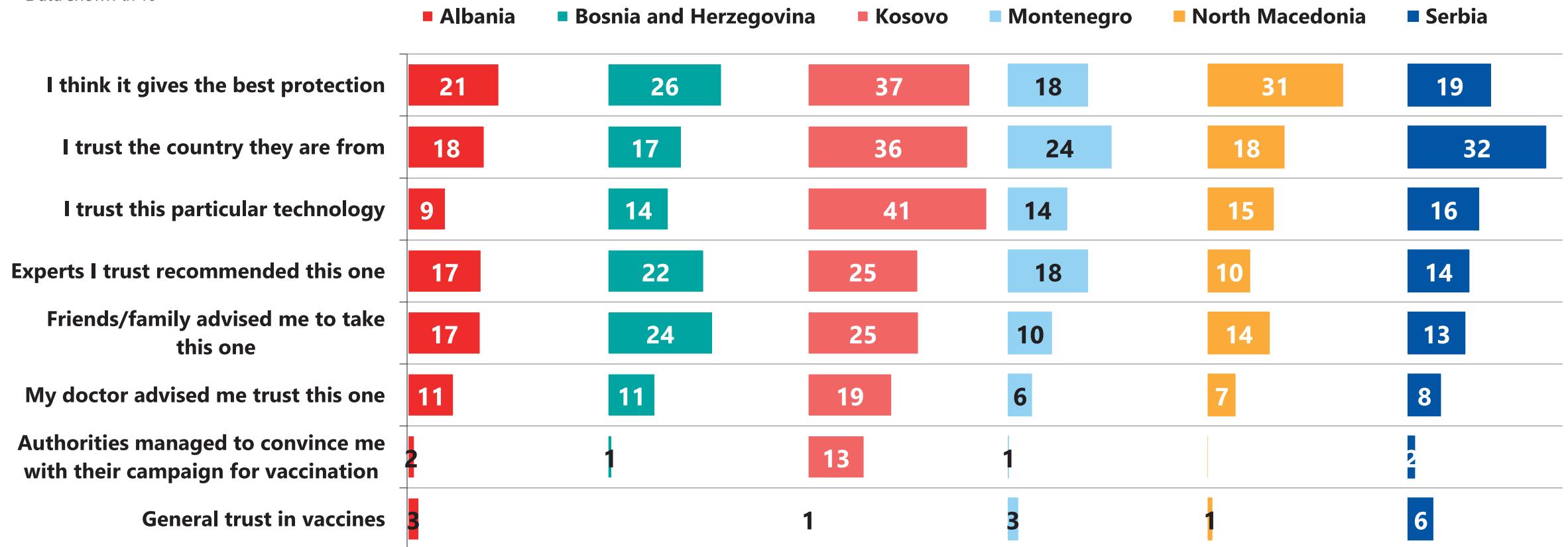


Base: Total target population

# BEST PROTECTION IS THE MAIN REASON FOR TRUST IN VACCINES IN ALL COUNTRIES, WITH EXCEPTION TO SERBIA AND MONTENEGRO WHERE MAIN FACTOR IS COUNTRY VACCINES ARE FROM. KOSOVO ALSO STANDS OUT OF THIS TREND WHERE TRUST IN PARTICULAR TECHNOLOGY IS THE MOST IMPORTANT REASON.

## Why do you trust this vaccine? – Spontaneous answers

Data shown in %



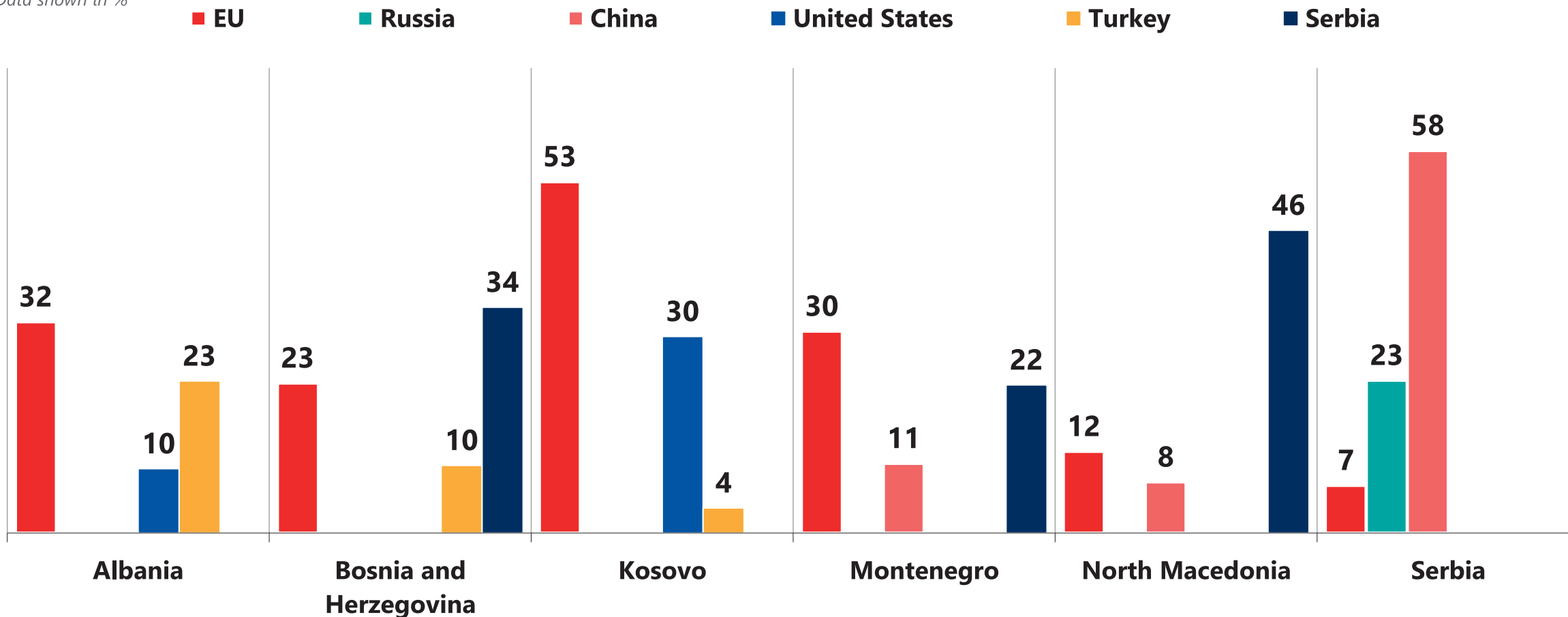
Base: Those who trust in vaccine/ all vaccines against Covid-19

# EU IS PERCIEVED AS THE MAIN SOURCE OF HELP IN ALBANIA, KOSOVO AND MONTENEGRO, WHILE CITIZENS IN BOSNIA AND HERZEGOVINA AND NORTH MACEDONIA REPORT THAT SERBIA PROVIDED MOST HELP DURING THE PANDEMIC. MAJORITY IN SERBIA THINK THAT CHINA HELPED THEIR COUNTRY THE MOST.

Which countries/blocs provided most help to [COUNTRY] during the pandemic? – First answer

Up to three answers

Data shown in %

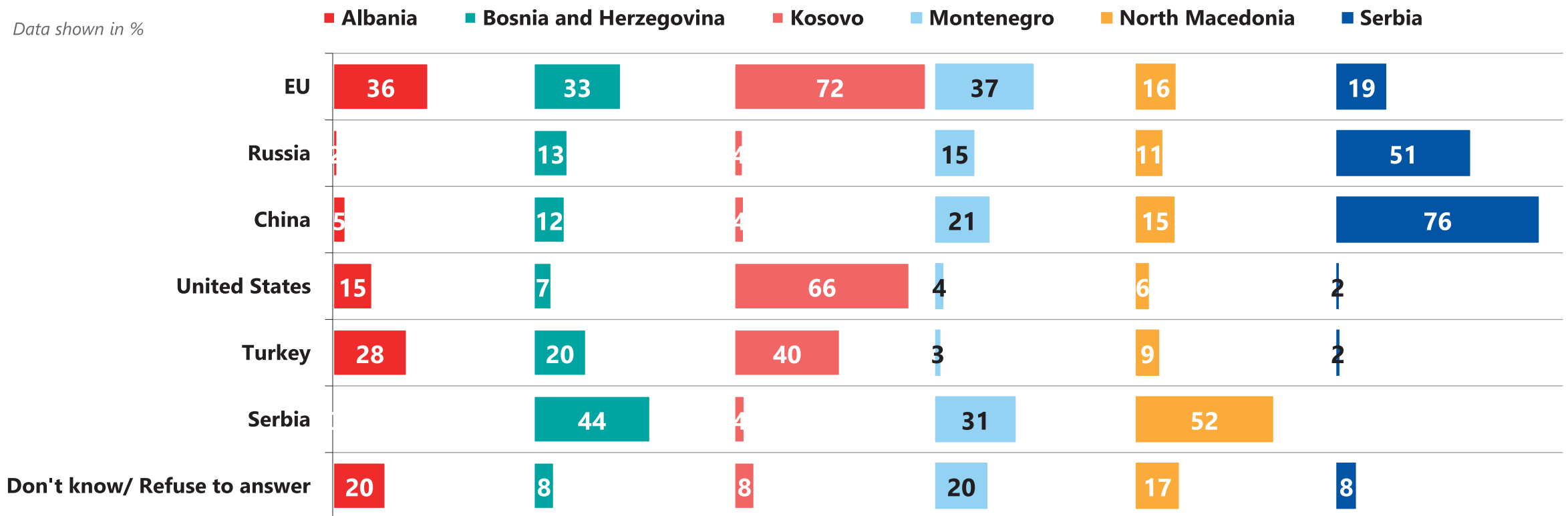


Base: Total target population



# SITUATION IS THE SAME WHEN ALL ANSWERS ARE TAKEN INTO ACCOUNT, WITH MORE EMPHASIZED DIFFERENCES.

## Which countries/blocs provided most help to [COUNTRY] during the pandemic? – All answers

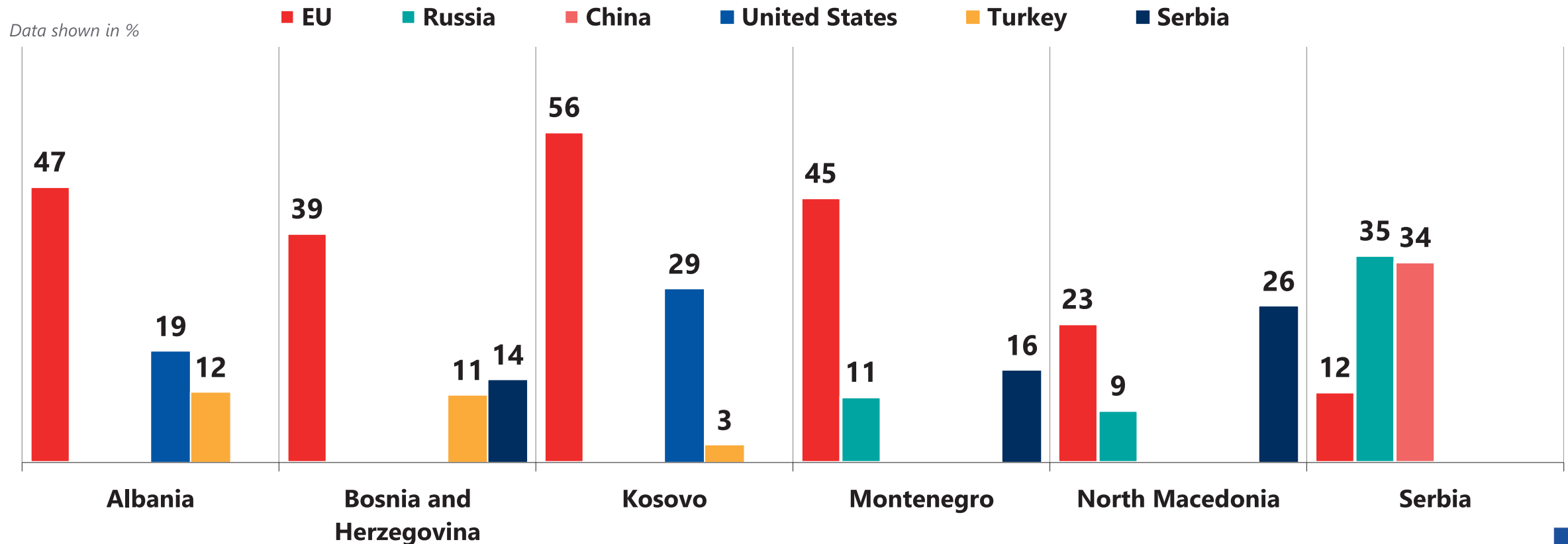


Base: Total target population

# ALBANIA, BOSNIA, KOSOVO AND MONTENEGRO EXPECT THE MOST HELP FROM EU IN THE FUTURE. NORTH MACEDONIA COUNTS ON EU AND SERBIA THE MOST, WHILE SERBIA EXPECTS THE MOST HELP FROM RUSSIA AND CHINA.

Which countries/blocs do you expect to offer most help in assisting [COUNTRY] to overcome the Covid-19 crisis? – First answer

Up to three answers

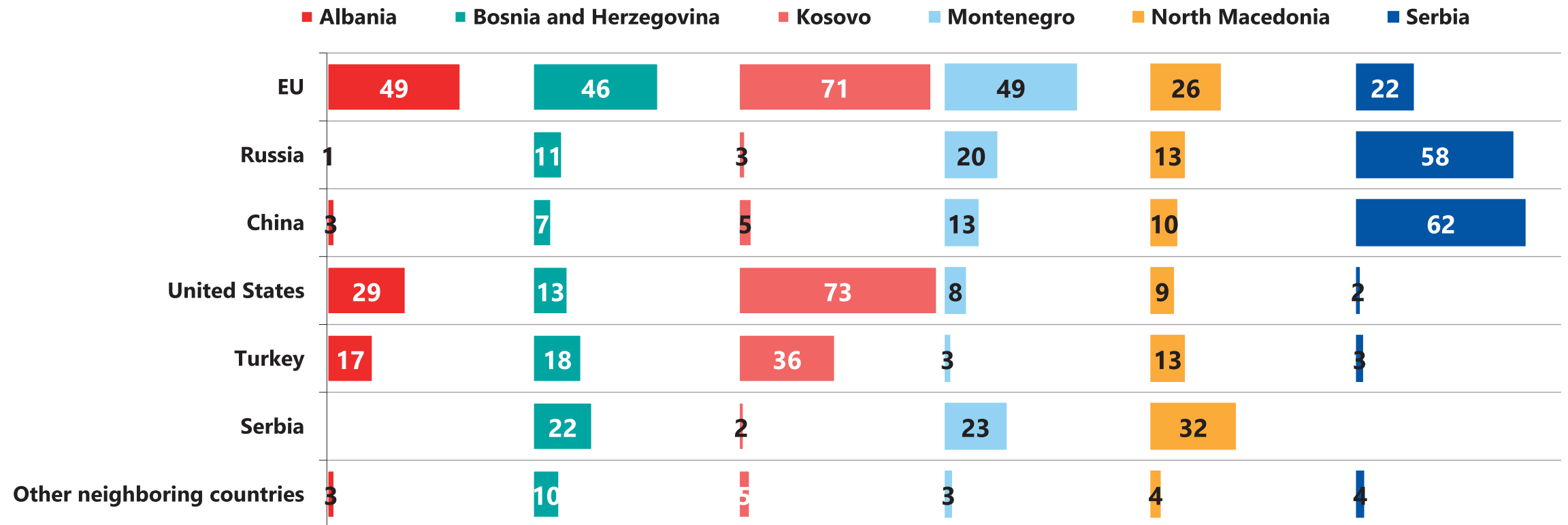


Base: Total target population

# SITUATION IS THE SAME WHEN ALL ANSWERS ARE TAKEN INTO ACCOUNT.

Which countries/blocs do you expect to offer most help in assisting [COUNTRY] to overcome the Covid-19 crisis? – All answers

Data shown in %



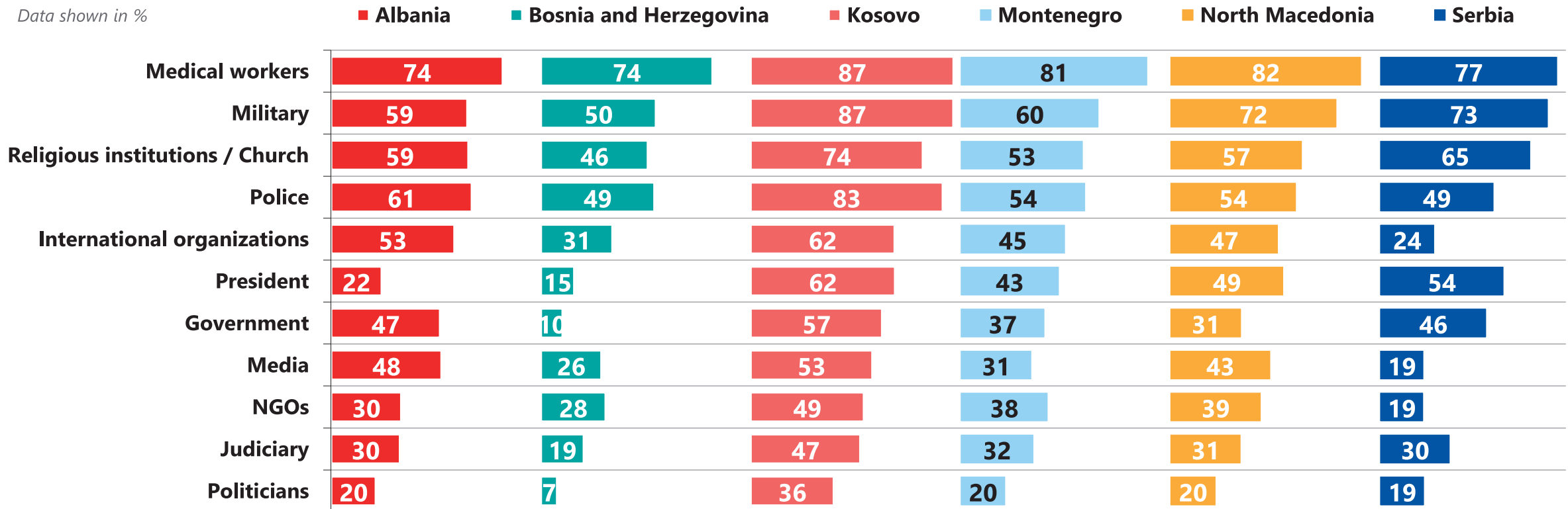
Base: Total target population

# VAST MAJORITY OF CITIZENS IN ALL COUNTRIES GENERALLY TRUST MEDICAL WORKERS THE MOST. ADDITIONALLY, IN ALL COUNTRIES MORE THAN HALF OF THE CITIZENS EXPRESSED TRUST IN MILITARY.

Trust (Marks 4+5)

To what extent do you trust following institutions?

Data shown in %

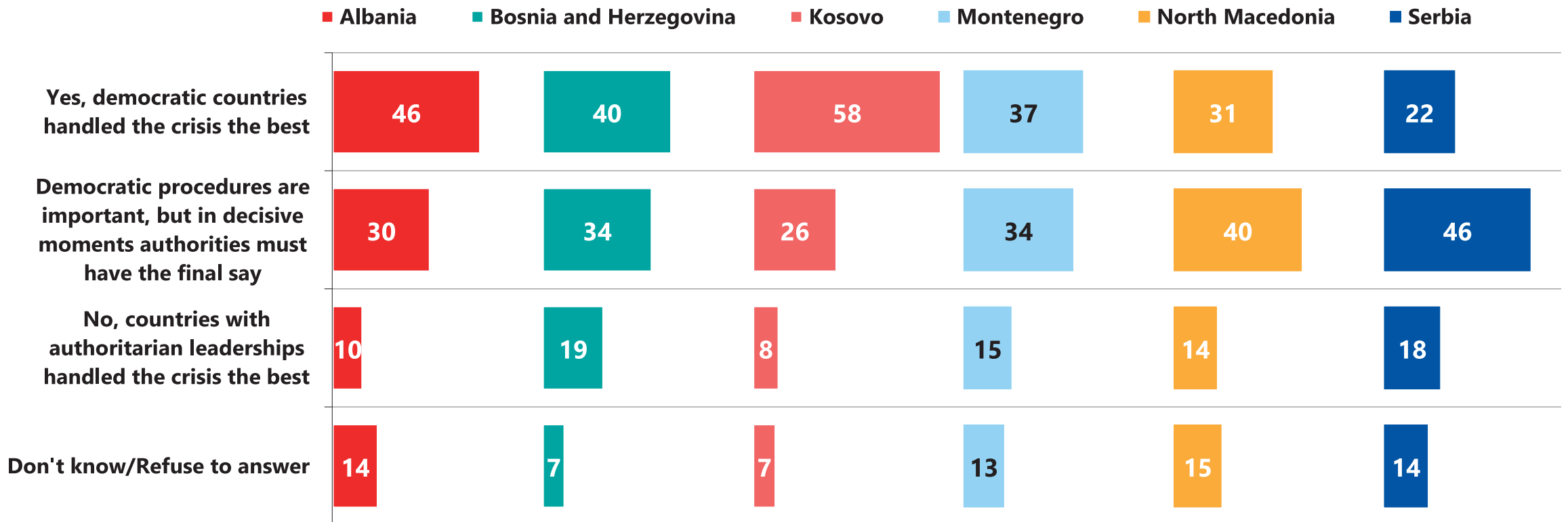


Base: Total target population

**AT LEAST ONE THIRD OF THE CITIZENS IN ALBANIA, MONTENEGRO AND BOSNIA, THINK THAT DEMOCRATIC COUNTRIES HANDLED THE CRISIS THE BEST, WHEREAS KOSOVO STANDS OUT WITH HIGHER SHARE. ON THE OTHER HAND, SERBIA AND NORTH MACEDONIA MOSTLY BELIEVE THAT IN DECISIVE MOMENTS AUTHORITIES MUST HAVE THE FINAL SAY.**

**Do you believe that democracy is important for solving crises like the Covid pandemic?**

Data shown in %



Base: Total target population

# SELF-ORGANIZED CITIZENS ARE PERCEIVED AS THE MOST TRUSTED FACTOR FOR POSITIVE CHANGE IN BOSNIA, KOSOVO AND NORTH MACEDONIA. EU IS THE MOST TRUSTED IN THIS REGARD IN ALBANIA, WHILE EXPERTS GENERATE THE MOST TRUST IN MONTENEGRO AND SERBIA.

Which of these actors do you trust the most to deliver positive change to [COUNTRY]? – First answer

Up to three answers

Data shown in %



Base: Total target population

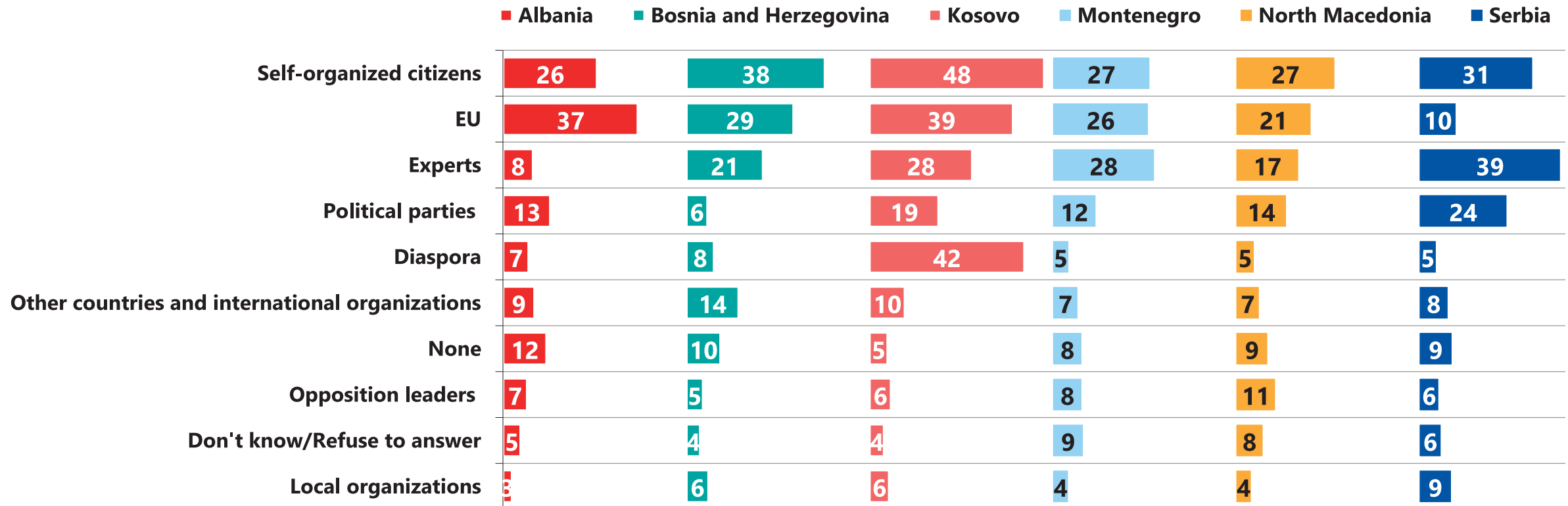




# SITUATION IS GENERALLY THE SAME WHEN ALL ANSWERS ARE TAKEN INTO ACCOUNT, WITH EXCEPTION TO ALBANIA WHERE EU IS NOW IN THE FIRST PLACE.

## Which of these actors do you trust the most to deliver positive change to [COUNTRY]? – All answers

Data shown in %

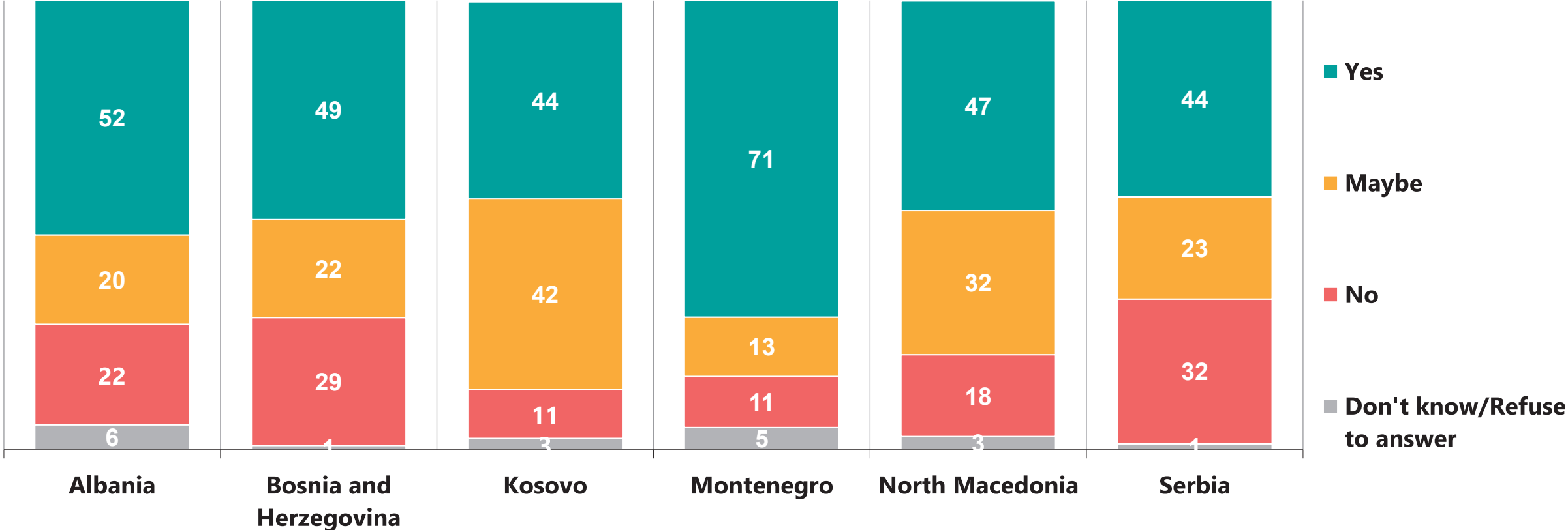


Base: Total target population

# MAJORITY OF THE CITIZENS IN ALL COUNTRIES BELIEVE THAT THE GOVERNMENT CAN BE CHANGED THROUGH ELECTIONS, WHEREAS MONTENEGRO STANDS OUT WITH HIGHEST SHARE OF CITIZENS WITH THIS ATTITUDE.

Do you believe that the government can be changed through elections?

Data shown in %



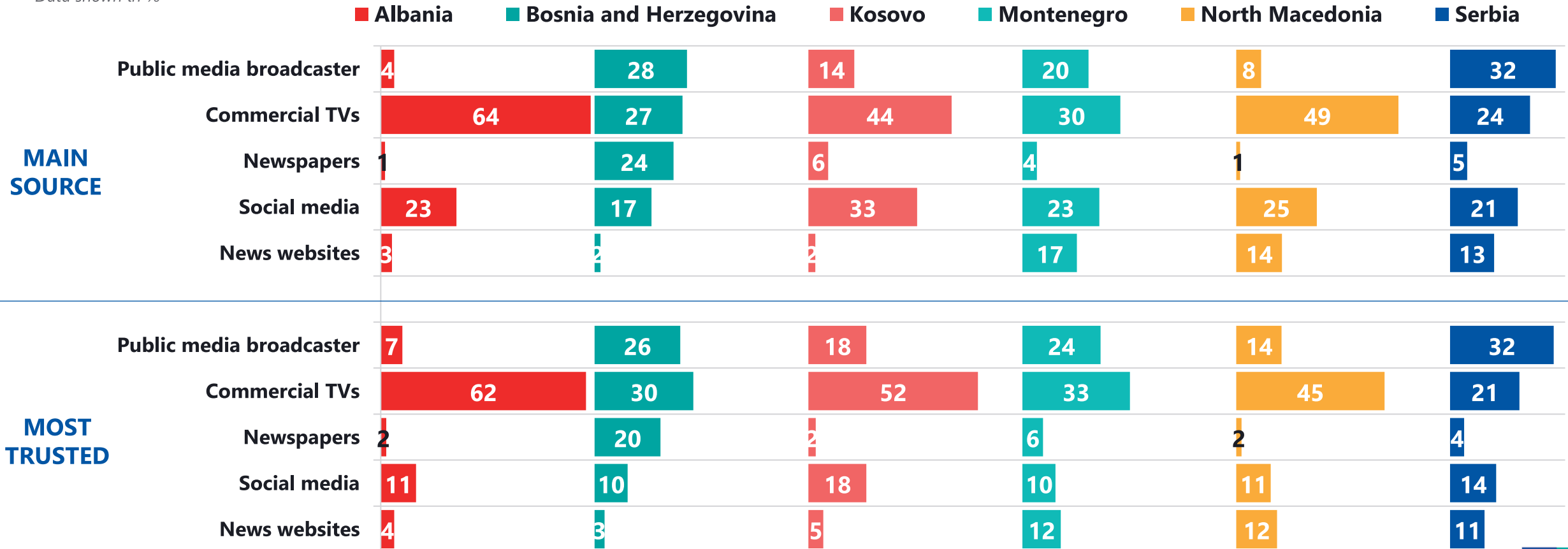
Base: Total target population



# IN TOTAL, TELEVISION (PUBLIC OR COMMERCIAL) IS THE MAIN SOURCE OF INFORMATION AS WELL AS THE MOST TRUSTED ONE. COMMERCIAL TV HAVE ADVANTAGE OVER PUBLIC MEDIA BROADCASTER IN ALL COUNTRIES EXCEPT FOR SERBIA.

Through which media do you usually get news from?  
Which of these media do you trust the most?

Data shown in %



Base: Total target population

# FOREIGN ACTORS

# EXECUTIVE SUMMARY – FOREIGN ACTORS

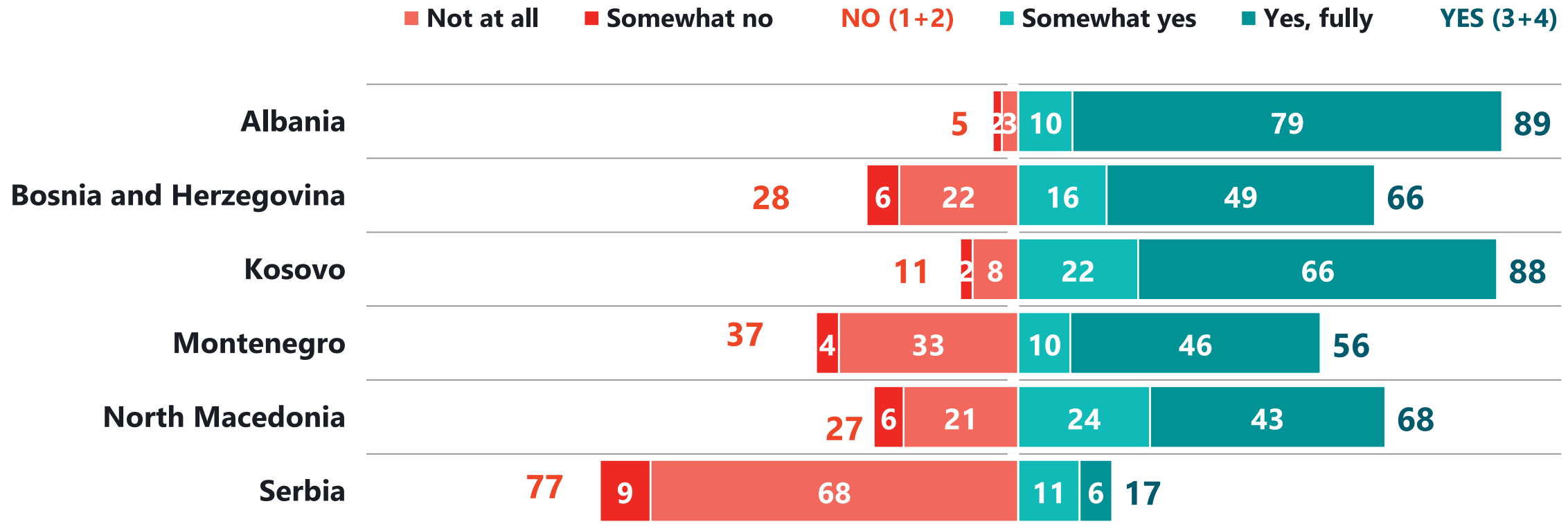
- Majority of citizens in Albania, Kosovo, Bosnia, Montenegro and North Macedonia are in favor of joining the NATO, while more than two thirds in Serbia are strongly against.
- All countries except Serbia, believe that country should rely more on some western country or block for its national security. Majority in Serbia feel their country should rely more on Russia.
- EU is believed to give the greatest financial assistance to all countries, with exception of Kosovo and Serbia where USA and China are in the first place respectively.
- EU is believed be the largest economic partner to all countries, with exception of Kosovo where USA and Germany are in the first place.
- Angela Merkel has the highest grade in Albania, Bosnia, Kosovo and North Macedonia, while Vladimir Putin is best assessed in Montenegro and Serbia.
- Majority in all countries perceive both West and Russia/China as equally responsible for their rivalry, with exception of Kosovo, where majority report West is responsible in both cases and Serbia where citizens state that West is more responsible for rivalry with China.

**MAJORITY OF CITIZENS IN ALBANIA, KOSOVO, BOSNIA, MONTENEGRO AND NORTH MACEDONIA ARE IN FAVOR OF JOINING THE NATO, WHERE ALBANIA AND KOSOVO HAVE THE HIGHEST SHARE OF THESE CITIZENS. ON THE OTHER HAND, MORE THAN TWO THIRDS OF THE CITIZENS OF SERBIA ARE STRONGLY AGAINST JOINING NATO.**

Are you in favor of [COUNTRY]'s NATO full membership?

Despite the fact that [COUNTRY] is already a member of NATO, would you be in favor of [COUNTRY]'s NATO membership If the referendum were held again?

Data shown in %



Base: Total target population

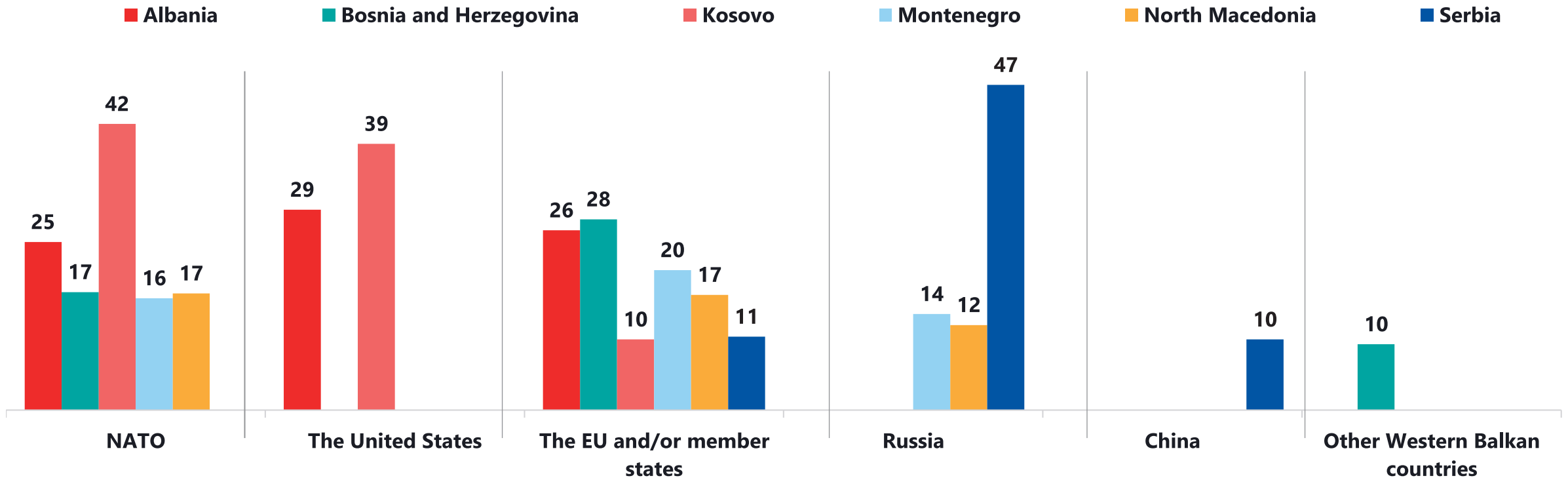


**ALL COUNTRIES EXCEPT SERBIA, BELIEVE THAT COUNTRY SHOULD RELY MORE ON SOME WESTERN COUNTRY OR BLOCK FOR ITS NATIONAL SECURITY. SUCH OPINION IS MOST PREVALENT IN KOSOVO. MAJORITY IN SERBIA FEEL THEIR COUNTRY SHOULD RELY MORE ON RUSSIA.**

For its national security, [COUNTRY] should rely more on – First answer, spontaneous answers

Up to three answers

Data shown in %



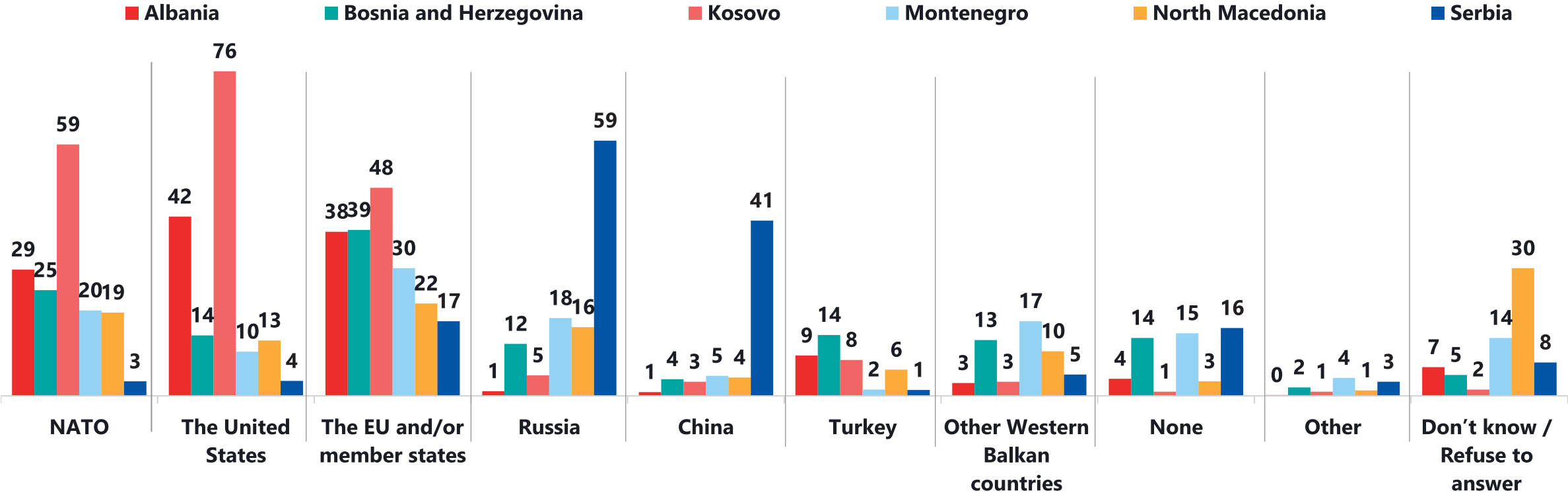
Base: Total target population

# SITUATION IS GENERALLY THE SAME WHEN ALL ANSWERS ARE TAKEN INTO ACCOUNT.

## For its national security, [COUNTRY] should rely more on – All answers, spontaneous answers

Data shown in %

Up to three answers



Base: Total target population



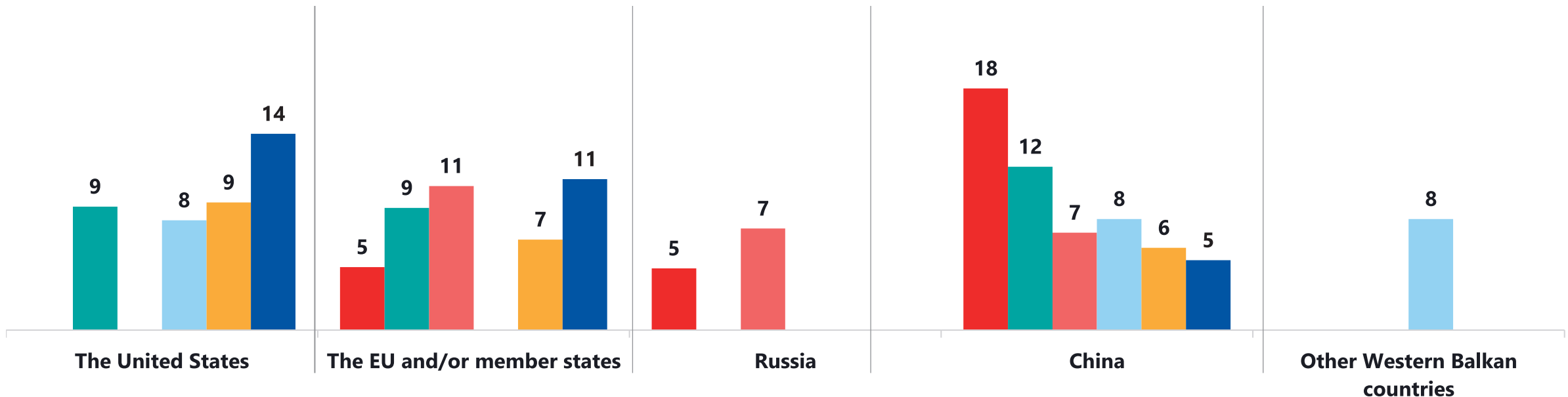
# SERBIA STANDS OUT WITH HIGHER SHARE OF THOSE SAYING USA WAS SPREADING FAKE NEWS, WHILE FOR CITIZENS OF ALBANIA CHINA IS THE MAIN SOURCE OF SUCH FAKE NEWS.

Which country/bloc has spread fake news about the pandemic and its management? – First answer, spontaneous answers

Data shown in %

Up to three answers

■ Albania
 ■ Bosnia and Herzegovina
 ■ Kosovo
 ■ Montenegro
 ■ North Macedonia
 ■ Serbia



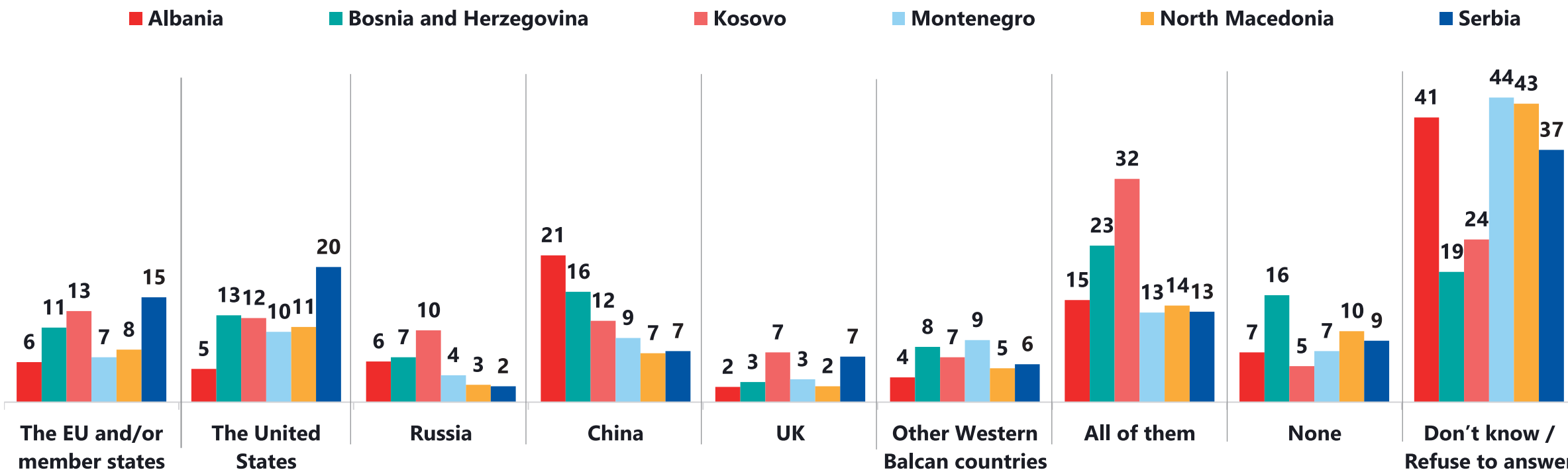
Base: Total target population

# SITUATION IS GENERALLY THE SAME WHEN ALL ANSWERS ARE TAKEN INTO ACCOUNT.

## Which country/bloc has spread fake news about the pandemic and its management? – All answers, spontaneous answers

Data shown in %

Up to three answers

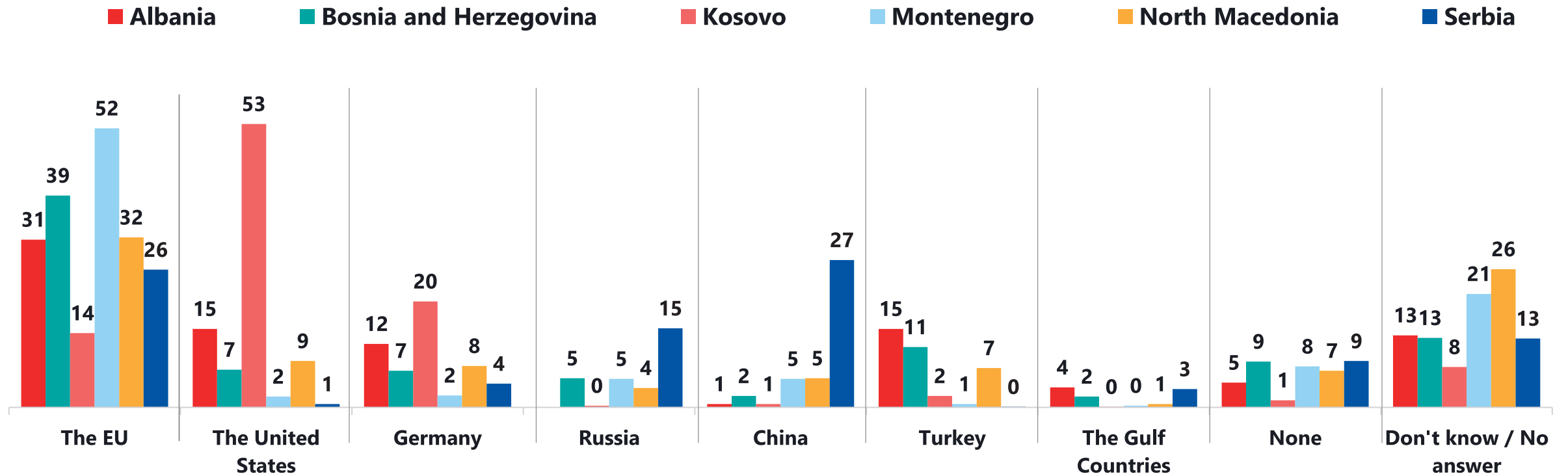


Base: Total target population

# EU IS BELIEVED TO GIVE THE GREATEST FINANCIAL ASSISTANCE TO ALL COUNTRIES, WITH EXCEPTION OF KOSOVO AND SERBIA WHERE USA AND CHINA ARE IN THE FIRST PLACE RESPECTIVELY.

## Which country/block gives the greatest financial assistance to [COUNTRY]?

Data shown in %

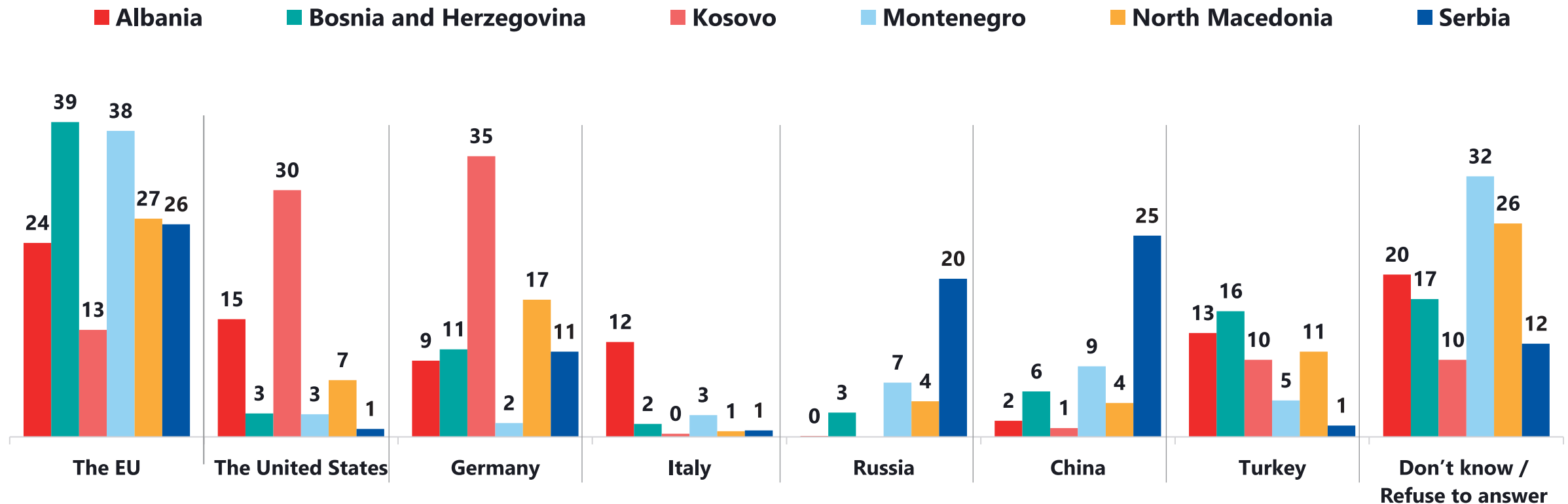


Base: Total target population

# EU IS BELIEVED BE THE LARGEST ECONOMIC PARTNER TO ALL COUNTRIES, WITH EXCEPTION OF KOSOVO WHERE USA AND GERMANY ARE IN THE FIRST PLACE.

In terms of economic relations (i.e., trade and investments), which country/block is [COUNTRY]'s largest partner?

Data shown in %



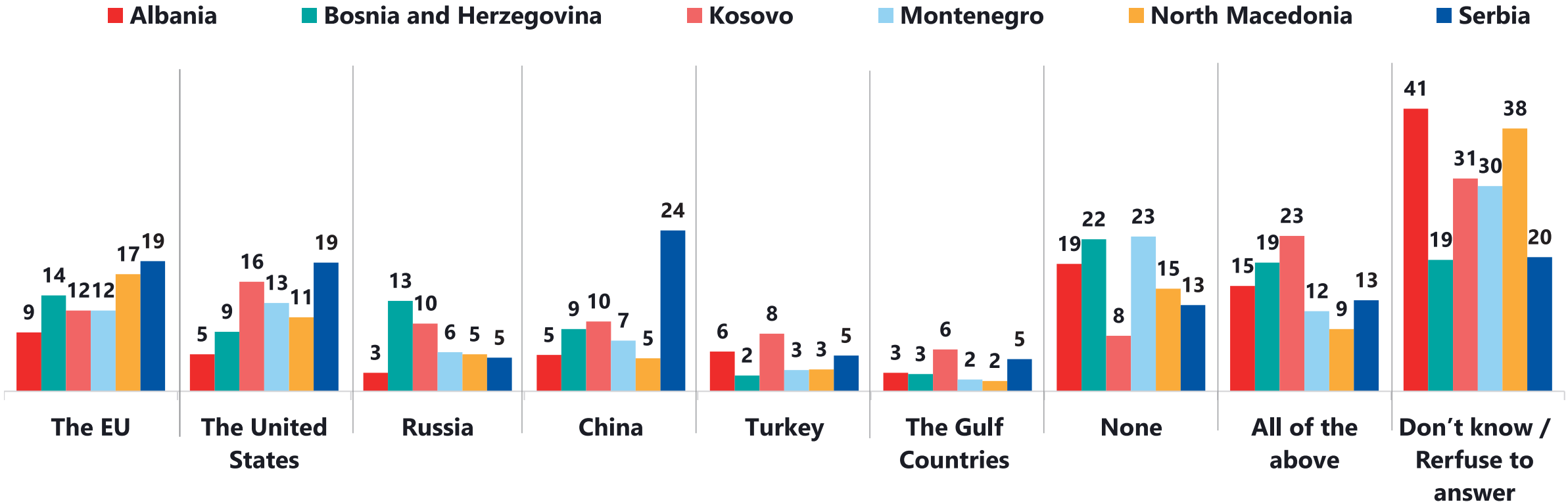
Base: Total target population

# IN GENERAL, MAJORITY OF CITIZENS IN ALL COUNTRIES EITHER STATE THAT EU OR USA PLAY A ROLE IN DAMAGING THE ENVIRONMENT OR THEY STATE ALL OF MENTIONED COUNTRIES DO IT.

Are companies from any of these countries/blocs playing a role in damaging the environment in [COUNTRY]?

Data shown in %

Multiple answers



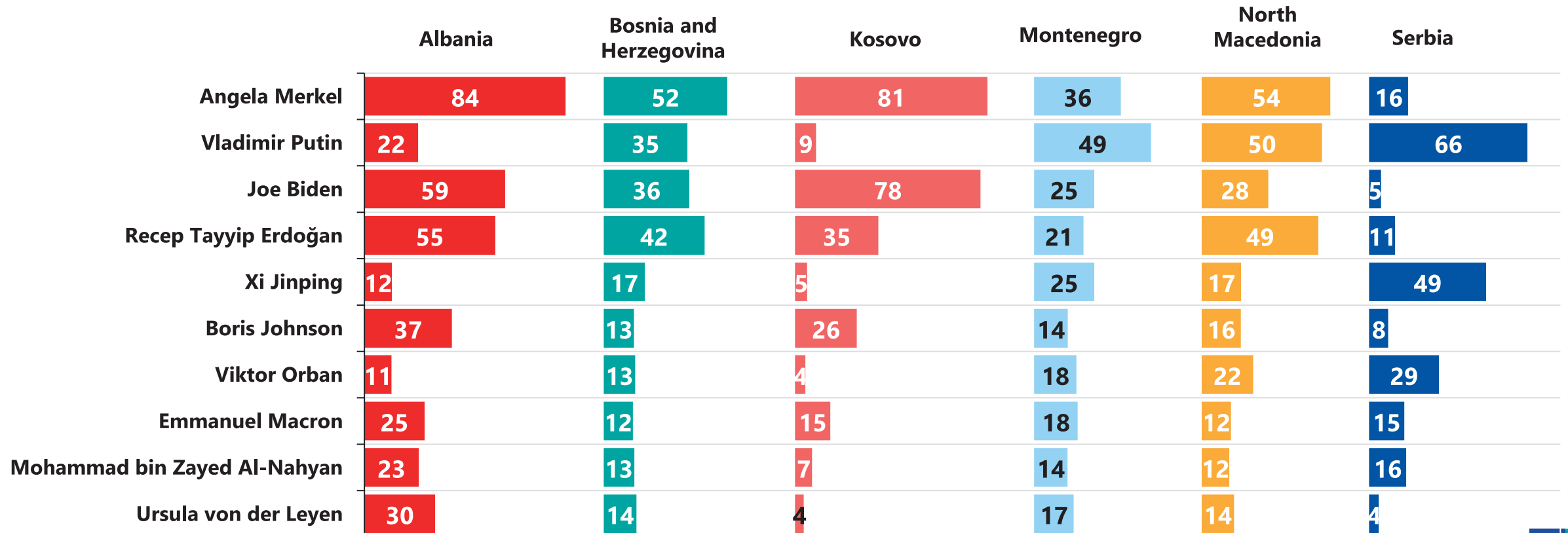
Base: Total target population

# ANGELA MERKEL HAS THE HIGHEST GRADE IN ALBANIA, BOSNIA, KOSOVO AND NORTH MACEDONIA, WHILE VLADIMIR PUTIN IS BEST ASSESSED IN MONTENEGRO AND SERBIA.

Give an assessment of the following leaders from 1 to 10, where 1 is very negative and 10 is very positive:

Data shown in %

Very positive (Marks 8+9+10)



Base: Total target population

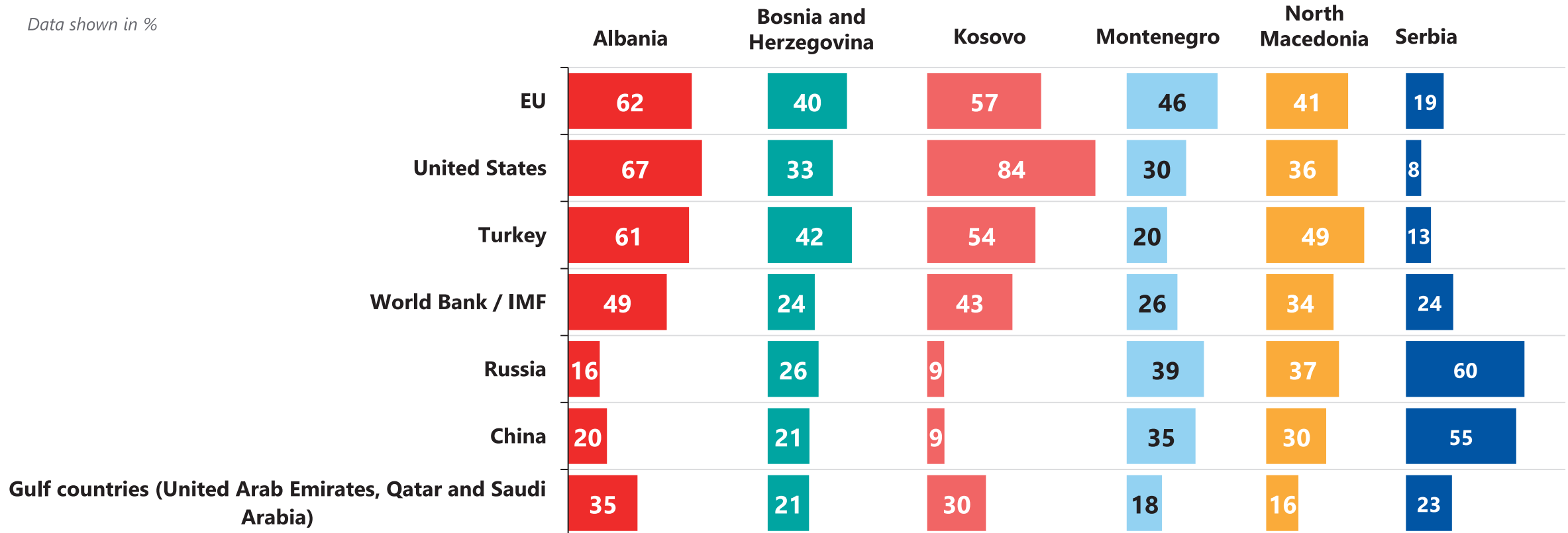


# EU HAS THE HIGHEST GRADE IN MONTENEGRO, USA IN ALBANIA AND KOSOVO, WHILE RUSSIA HAS THE BEST GRADE IN SERBIA. BOSNIA AND NORTH MACEDONIA STAND OUT WITH THE HIGHEST GRADE FOR TURKEY.

Assess positively/negatively from 1 to 10 the influence (e.g. political, economic, military, cultural etc.) of the following countries/blocks to [COUNTRY]

Very positive (Marks 8+9+10)

Data shown in %

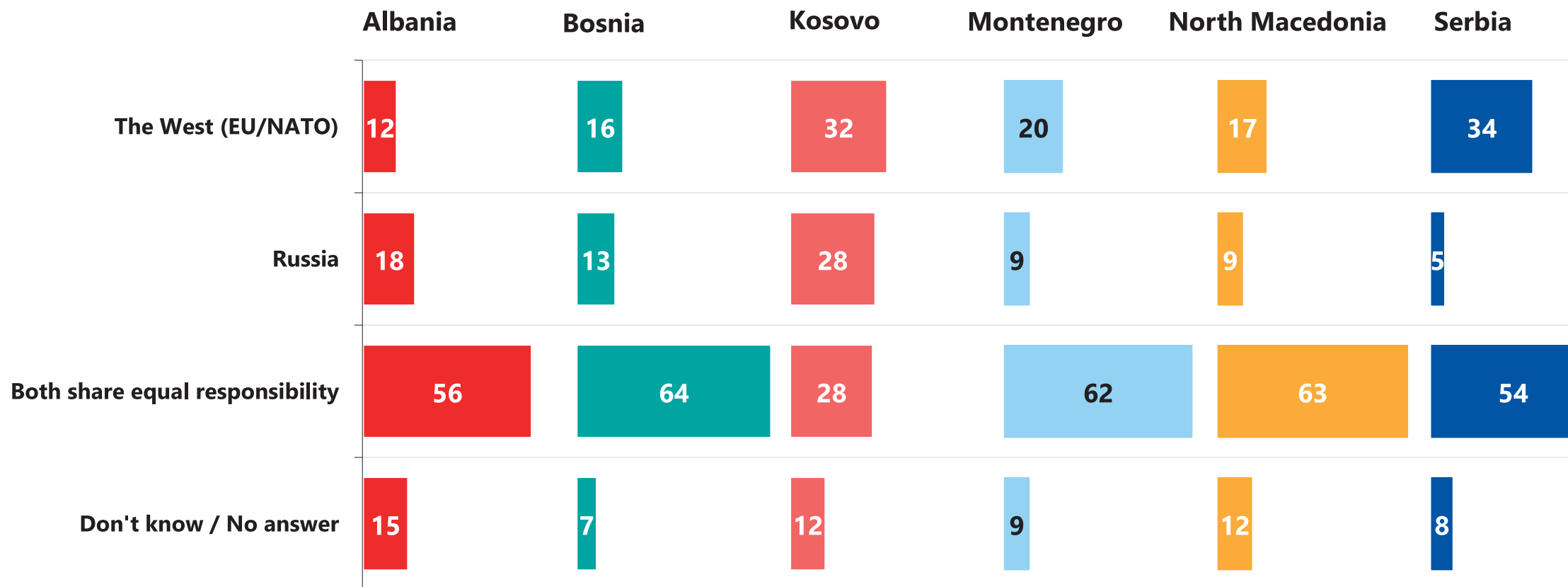


Base: Total target population

# MAJORITY IN ALL COUNTRIES PERCEIVE BOTH WEST AND RUSSIA AS EQUALLY RESPONSIBLE FOR THEIR RIVALRY, WITH EXCEPTION OF KOSOVO, WHERE MAJORITY REPORT WEST IS RESPONSIBLE.

The main responsible for the rivalry between the West (EU/NATO) and Russia is...

Data shown in %

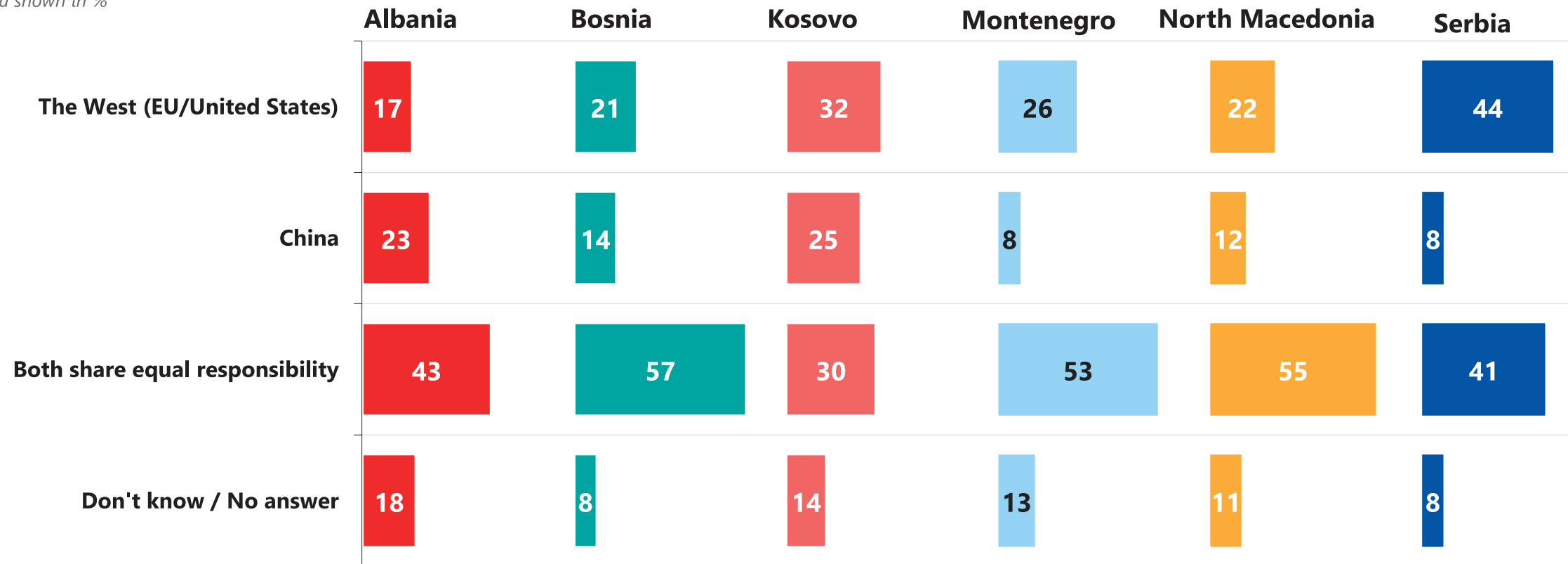


Base: Total target population

# MAJORITY IN ALL COUNTRIES PERCEIVE BOTH WEST AND CHINA AS EQUALLY RESPONSIBLE FOR THEIR RIVALRY, WITH EXCEPTION OF KOSOVO AND SERBIA, WHERE MAJORITY REPORT WEST IS RESPONSIBLE.

The main responsible for the rivalry between the West (EU/United States) and China is...

Data shown in %



Base: Total target population

# EU INTEGRATION

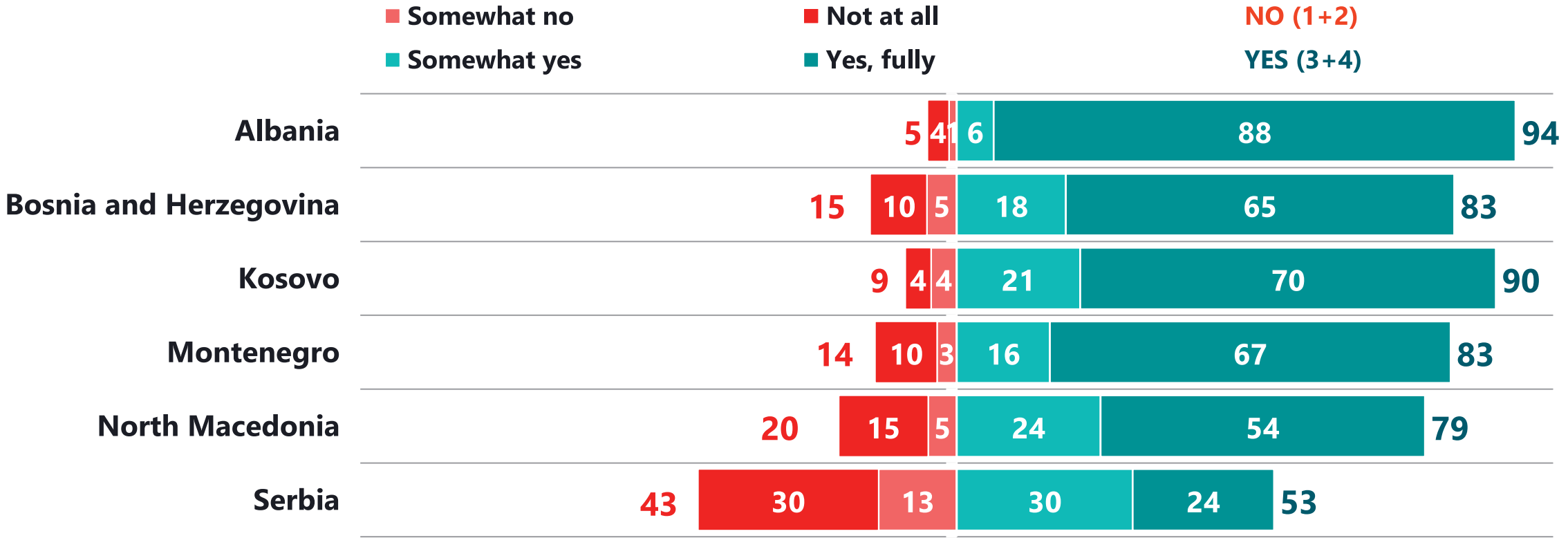
# EXECUTIVE SUMMARY - EU INTEGRATION

- Vast majority in all countries is in favor of joining EU, with some exception of Serbia, where half of citizens support this.
- Free movement of people is the main advantage from EU membership for citizens in all countries except in Bosnia where peace and security take the lead.
- Exposure to economic competition is seen as the main disadvantage of EU membership in all countries with exception to Kosovo and Serbia.
- Providing labor force is what all countries can provide to the EU the most.
- At least half of the population in all countries state that the economic development is the most important priority for their country, with exception of Kosovo.
- More than two fifths of population in Serbia think that their country will never join EU.
- National government is stated as most responsible for slow progress towards EU accession in Albania, Bosnia, Montenegro and North Macedonia, while citizens in Serbia and Kosovo report that EU institutions are the most responsible ones.
- Germany is stated as most supportive of EU membership in all countries, with exception of Serbia where Hungary takes the lead.
- Bosnia is the most dissatisfied with government's efforts towards EU membership, while Albania is the most satisfied country regarding this.
- Full EU membership for country is the most preferred option for all countries except Serbia, where economic integration without EU membership is in the first place.

# VAST MAJORITY IN ALL COUNTRIES IS IN FAVOR OF JOINING EU, WITH SOME EXCEPTION OF SERBIA, WHERE SUCH ATTITUDE IS PRESENT AMONG THE HALF OF CITIZENS.

Are you in favor of [COUNTRY] joining the EU?

Data shown in %



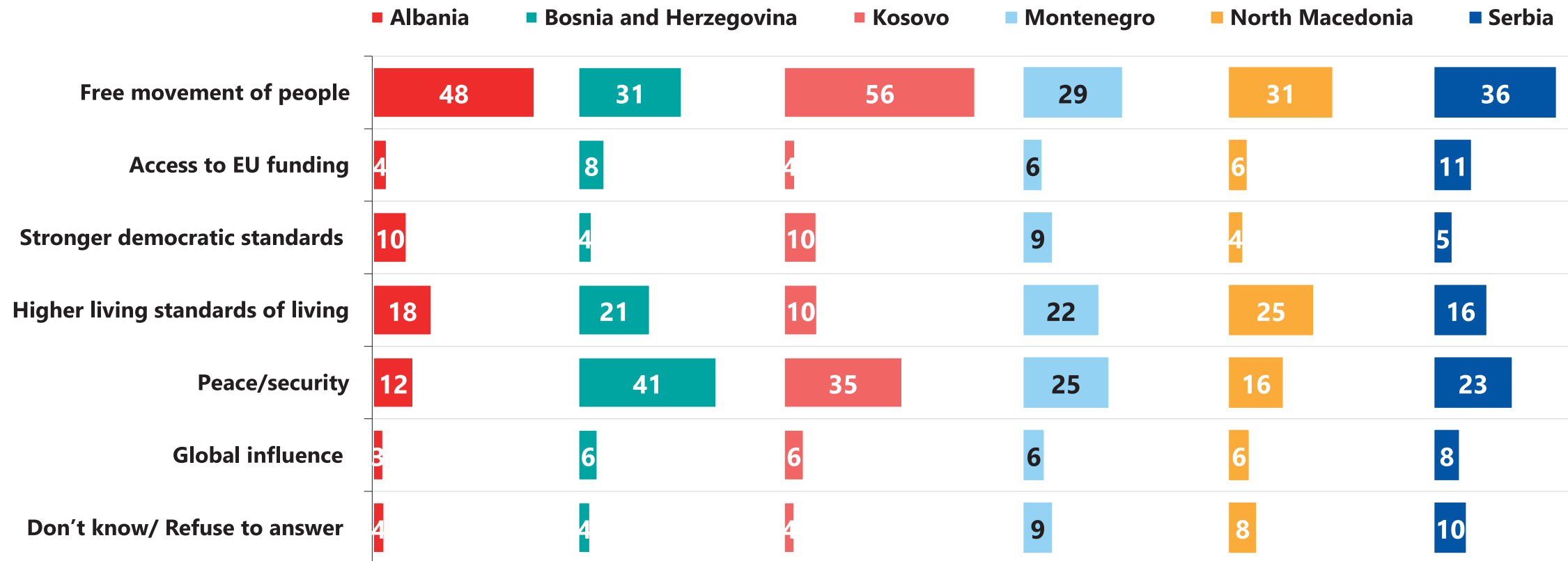
Base: Total target population



# FREE MOVEMENT OF PEOPLE IS THE MAIN ADVANTAGE FROM EU MEMBERSHIP FOR CITIZENS IN ALL COUNTRIES EXCEPT IN BOSNIA, WHERE PEACE AND SECURITY TAKE THE LEAD.

## What are the main advantages that [COUNTRY] can derive from EU membership? – First answer

Data shown in %

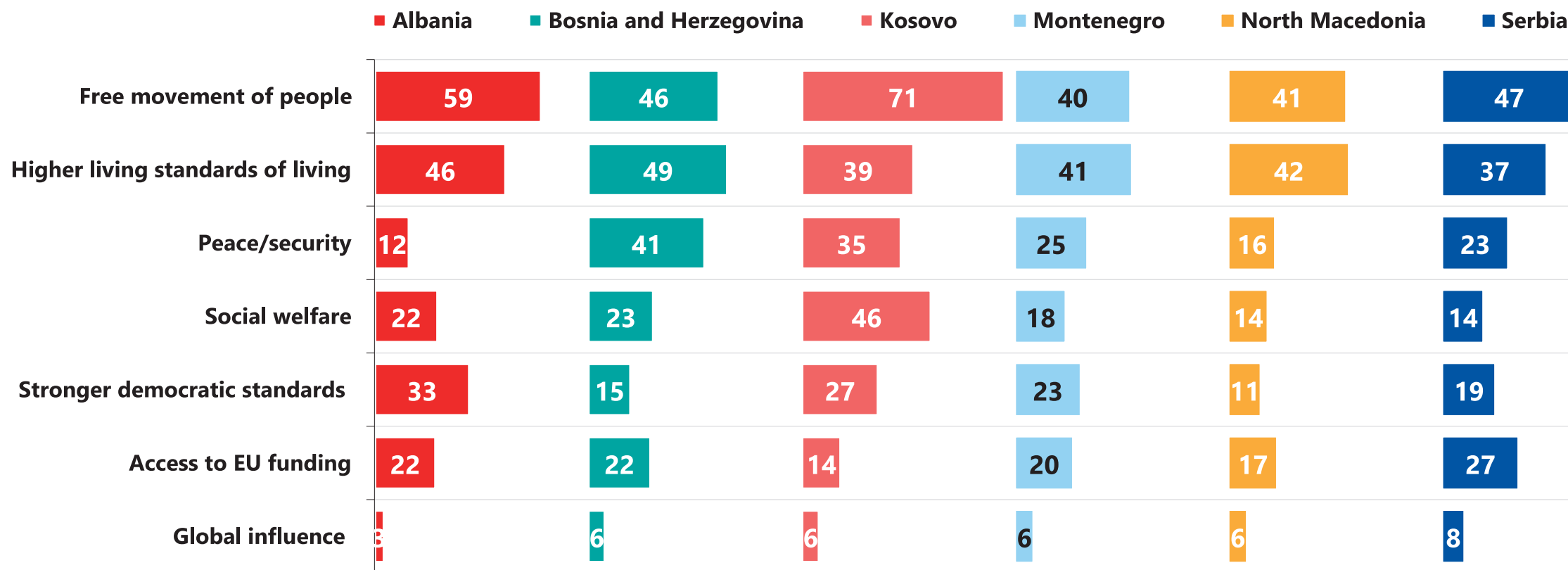


Base: Total target population

# SITUATION IS GENERALLY THE SAME WHEN ALL ANSWERS ARE TAKEN INTO ACCOUNT, WITH EXCEPTION TO MONTENEGRO AND NORTH MACEDONIA WHERE HIGHER LIVING STANDARS ARE TIE WITH FREE MOVEMENT OF PEOPLE.

## What are the main advantages that [COUNTRY] can derive from EU membership? – All answers

Data shown in %



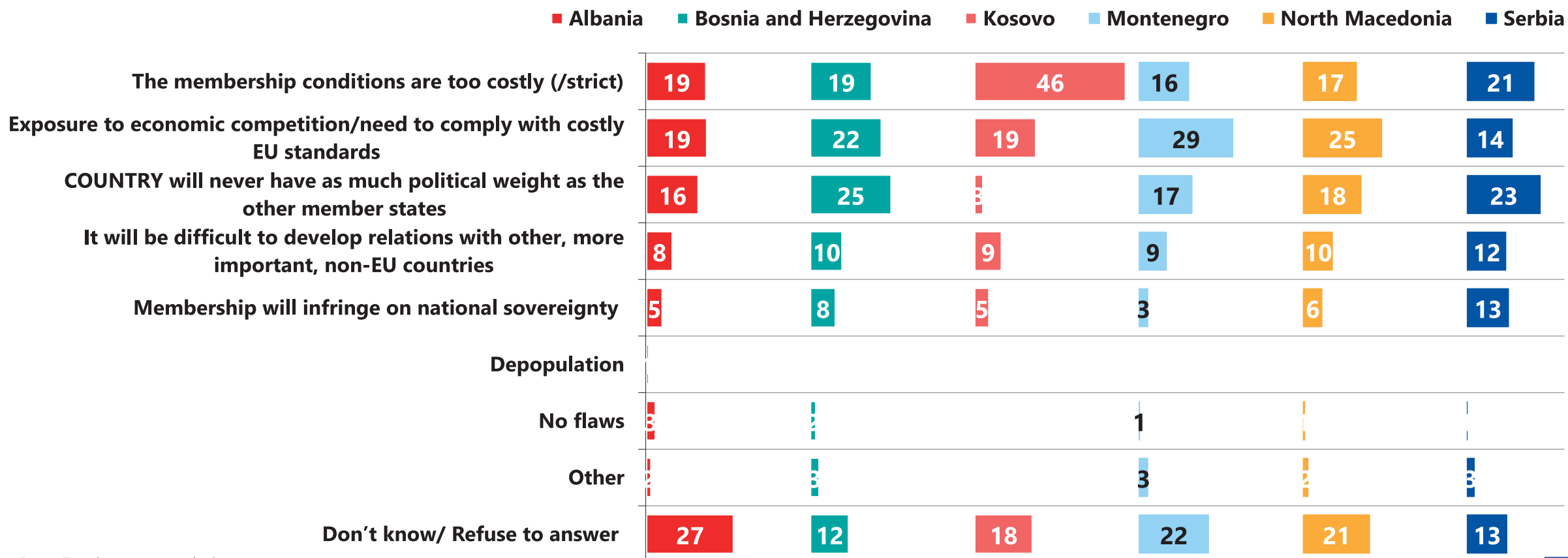
Base: Total target population



# EXPOSURE TO ECONOMIC COMPETITION IS SEEN AS THE MAIN DISADVANTAGE OF EU MEMBERSHIP IN ALL COUNTRIES WITH EXCEPTION TO KOSOVO AND SERBIA, WHERE TOO STRICT CONDITIONS AND LACK OF COUNTRY'S POLITICAL WEIGHT IN EU ARE IN THE FIRST PLACE RESPECTIVELY.

## What are the main disadvantages of [COUNTRY] pursuing EU membership?

Data shown in %



Base: Total target population

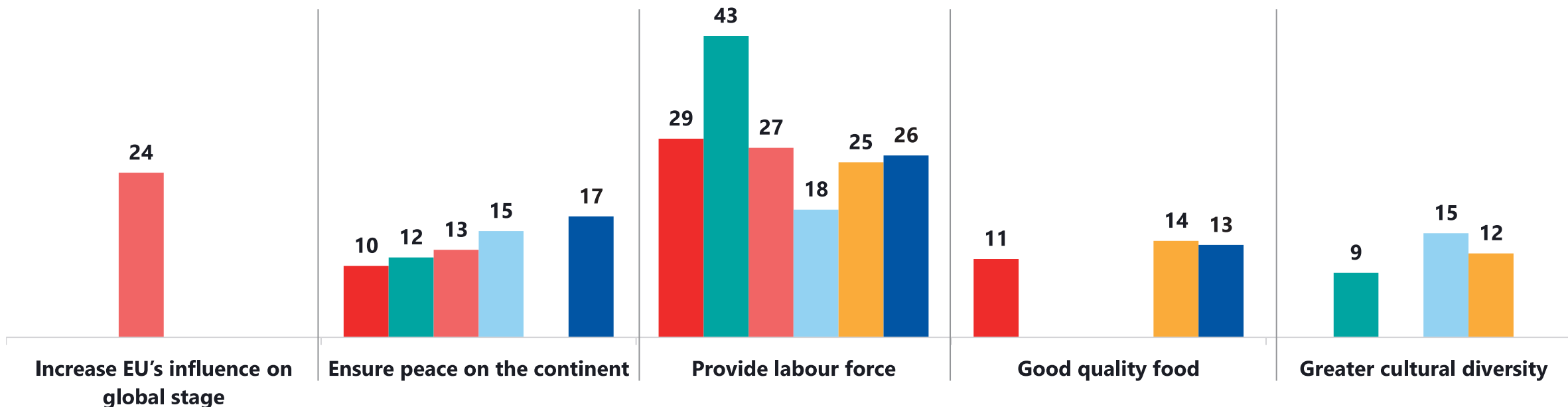
# IN GENERAL, PROVIDING LABOR FORCE IS WHAT ALL COUNTRIES CAN PROVIDE TO THE EU THE MOST.

## What can [COUNTRY] bring to the EU as a member state? – First answers

Data shown in %

Up to three answers

■ Albania ■ Bosnia and Herzegovina ■ Kosovo ■ Montenegro ■ North Macedonia ■ Serbia



Base: Total target population

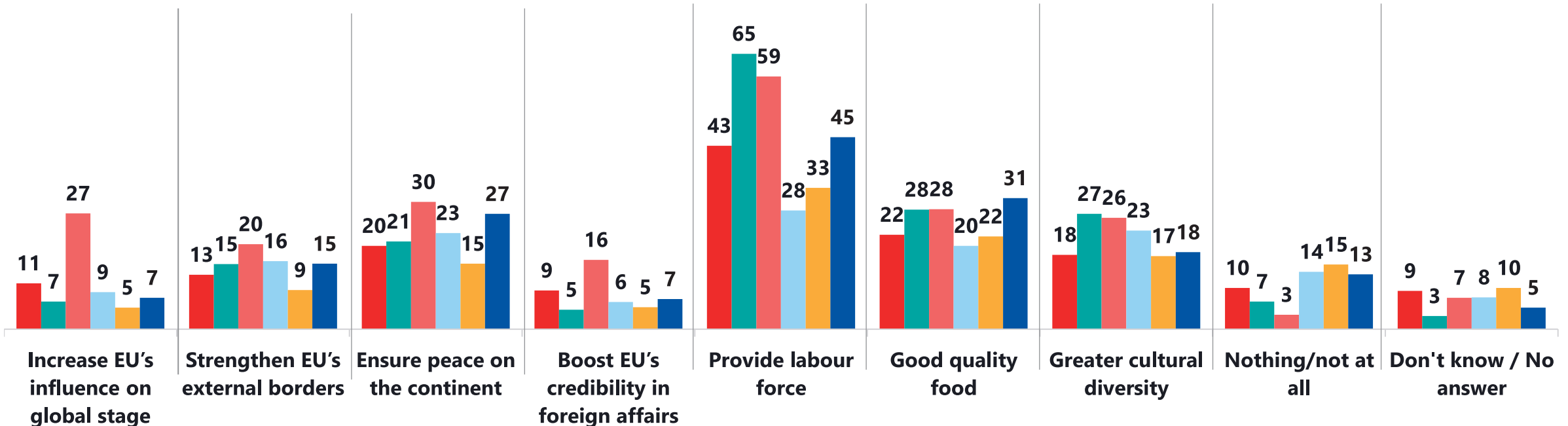
# SITUATION IS GENERALLY THE SAME WHEN ALL ANSWERS ARE TAKEN INTO ACCOUNT.

## What can [COUNTRY] bring to the EU as a member state? – All answers

Data shown in %

Up to three answers

■ Albania ■ Bosnia and Herzegovina ■ Kosovo ■ Montenegro ■ North Macedonia ■ Serbia



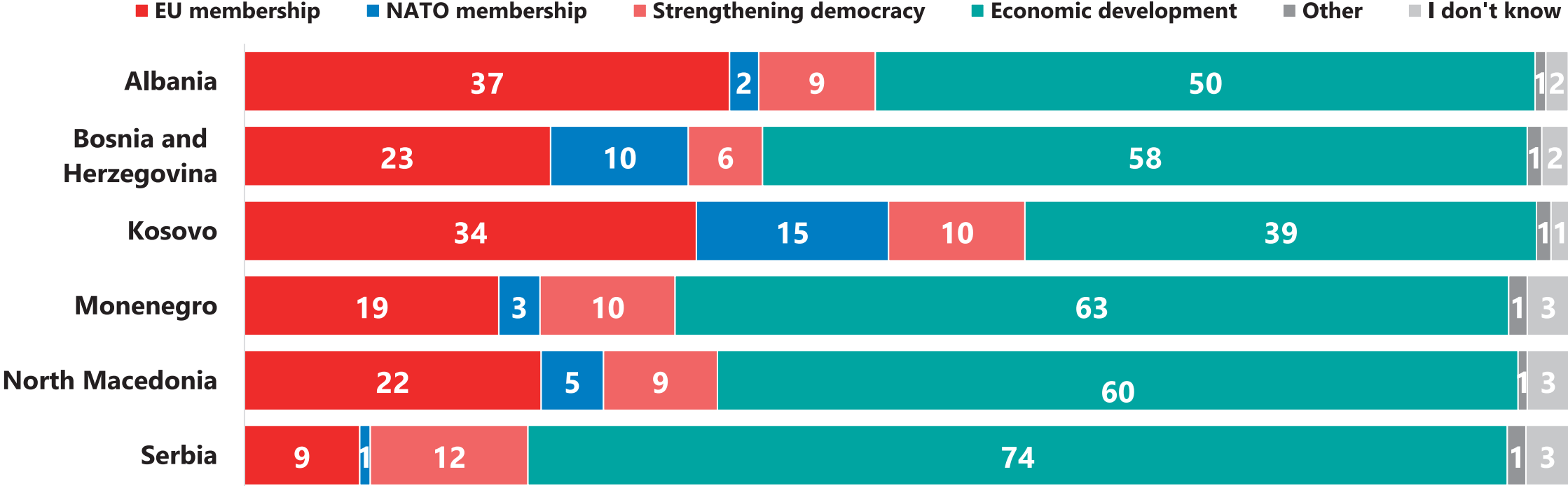
Base: Those who do not have trust in vaccines against Covid-19

**AT LEAST HALF OF THE POPULATION IN ALL COUNTRIES STATE THAT THE ECONOMIC DEVELOPMENT IS THE MOST IMPORTANT PRIORITY FOR THEIR COUNTRY, WITH EXCEPTION OF KOSOVO.**

**ON THE OTHER HAND, AT LEAST ONE THIRD OF PEOPLE IN ALBANIA AND KOSOVO STATE THAT EU MEMBERSHIP IS THE MOST IMPORTANT PRIORITY.**

In your personal view, what is the most important priority for [COUNTRY]?

Data shown in %



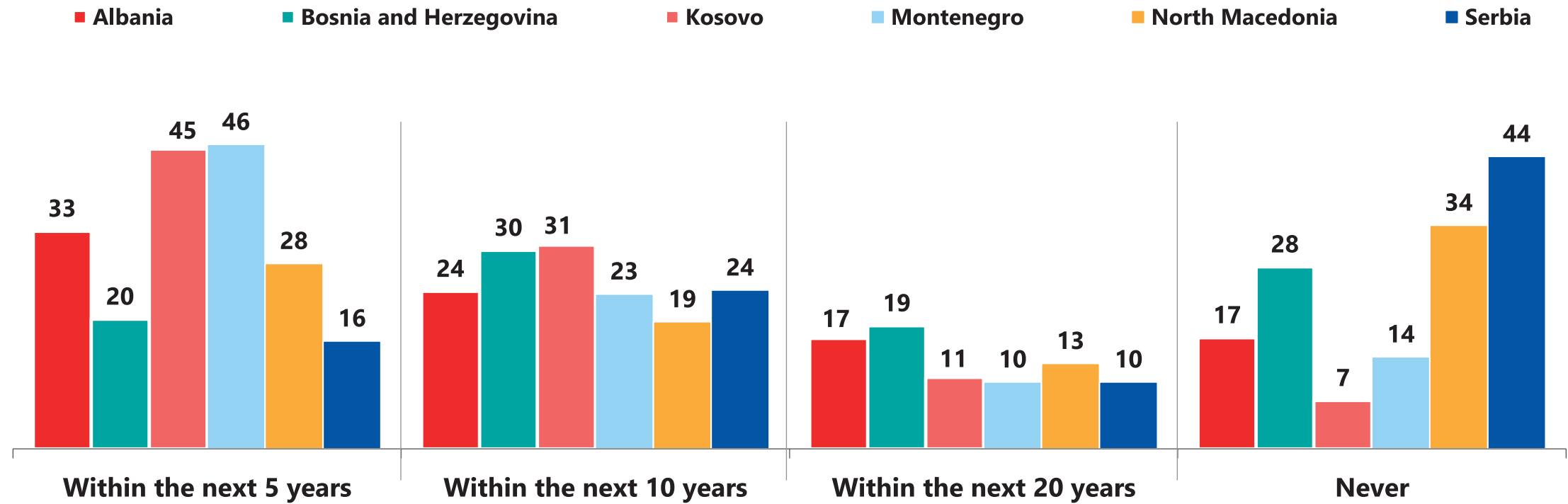
Base: Total target population



# CITIZENS OF KOSOVO AND MONTENEGRO HAVE THE HIGHEST SHARE OF THOSE WHO HOPE FOR EU ACCESS IN THE NEXT FIVE YEARS. MORE THAN TWO FIFTHS OF POPULATION IN SERBIA THINK THAT THIS WILL NEVER HAPPEN.

When do you think [COUNTRY] may become an EU member?

Data shown in %



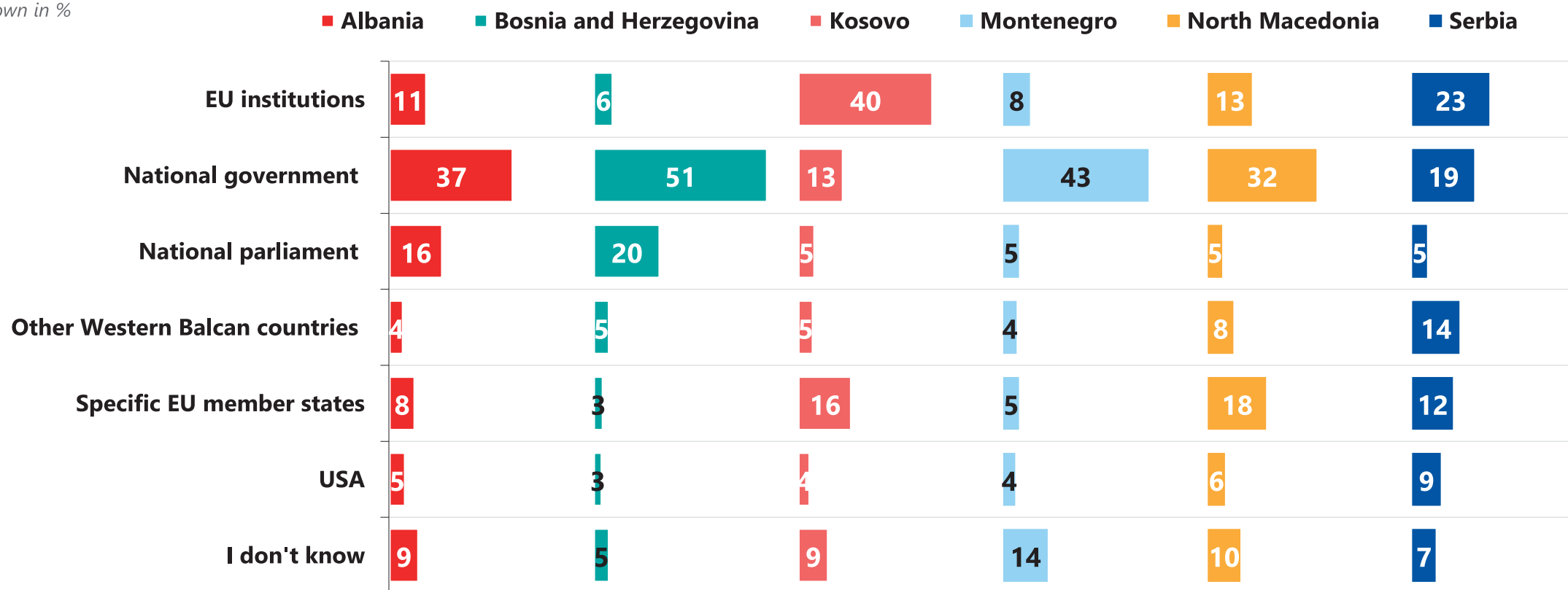
Base: Total target population

# NATIONAL GOVERNMENT IS STATED AS MOST RESPONSIBLE FOR SLOW PROGRESS TOWARDS EU ACCESSION IN ALBANIA, BOSNIA, MONTENEGRO AND NORTH MACEDONIA.

ON THE OTHER HAND, CITIZENS IN SERBIA AND KOSOVO REPORT THAT EU INSTITUTIONS ARE THE MOST RESPONSIBLE.

Who do you consider most responsible for [COUNTRY] 's slow progress towards EU accession?

Data shown in %



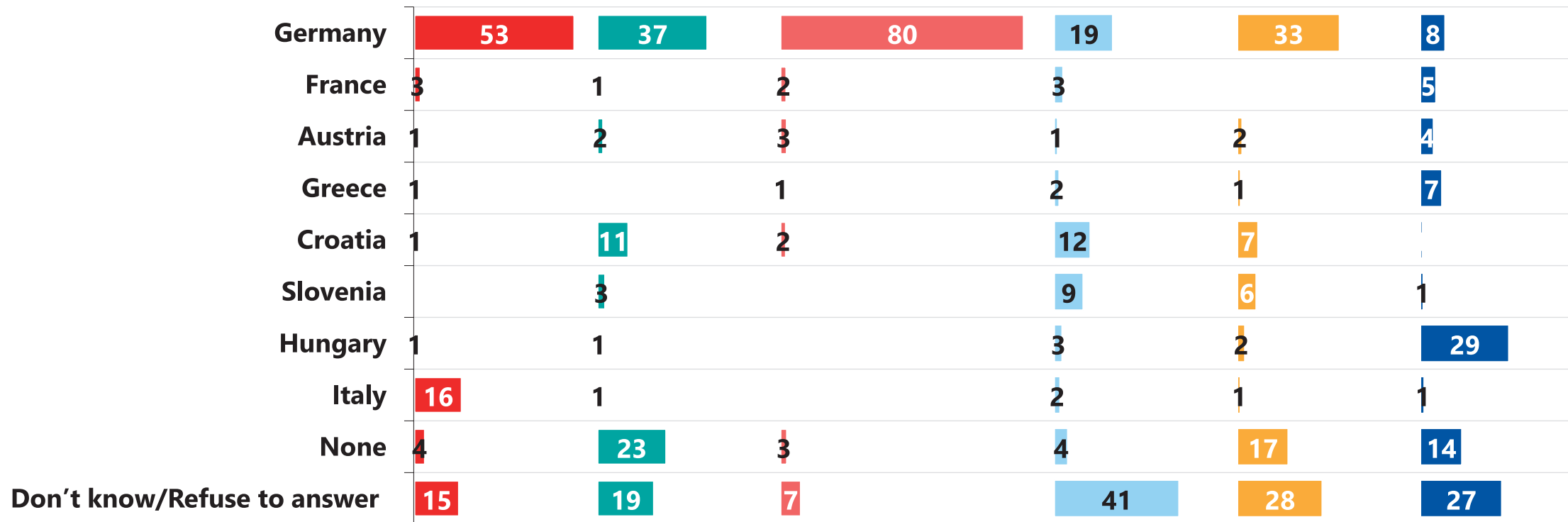
Base: Total target population

# GERMANY IS STATED AS MOST SUPPORTIVE OF EU MEMBERSHIP IN ALL COUNTRIES, WHERE KOSOVO SIGNIFICANTLY STANDS OUT WITH HIGHEST SHARE OF CITIZENS WITH SUCH ATTITUDE. SERBIA STANDS OUT OF THIS TREND, WHERE HUNGARY IS PERCEIVED AS MOST SUPPORTIVE

## Which state is most supportive of [COUNTRY]'s EU membership?

Data shown in %

■ Albania ■ Bosnia and Herzegovina ■ Kosovo ■ Montenegro ■ North Macedonia ■ Serbia

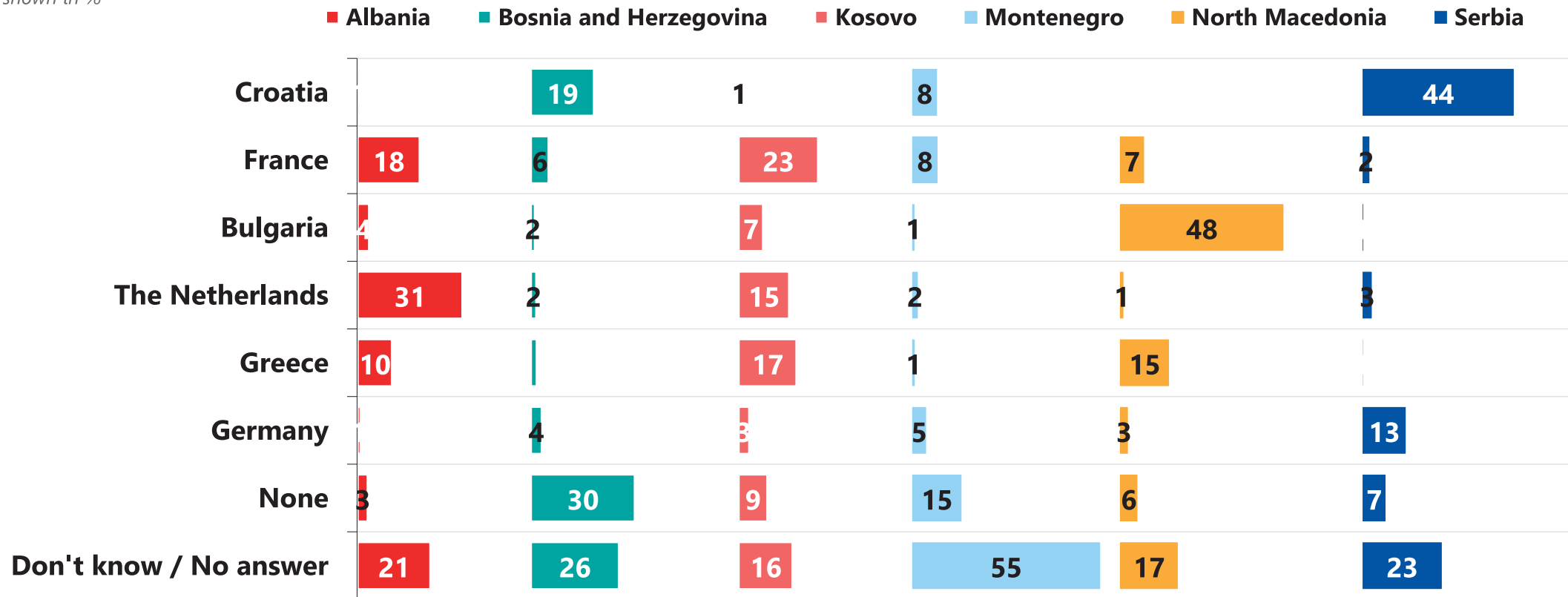


Base: Total target population

**THERE IS DIVERSITY BETWEEN COUNTRIES FOR LEAST SUPPORTIVE COUNTRY TOWARDS EU INTEGRATION. THREE OUT OF TEN CITIZENS IN BOSNIA STATED THAT THERE IS NO COUNTRY THAT IS NOT SUPPORTIVE, WHILE MORE THAN HALF IN MONTENEGRO DON'T KNOW OR REFUSE TO REPORT SUCH COUNTRY.**

**Which member state is least supportive of [COUNTRY]'s EU membership?**

Data shown in %



Base: Total target population

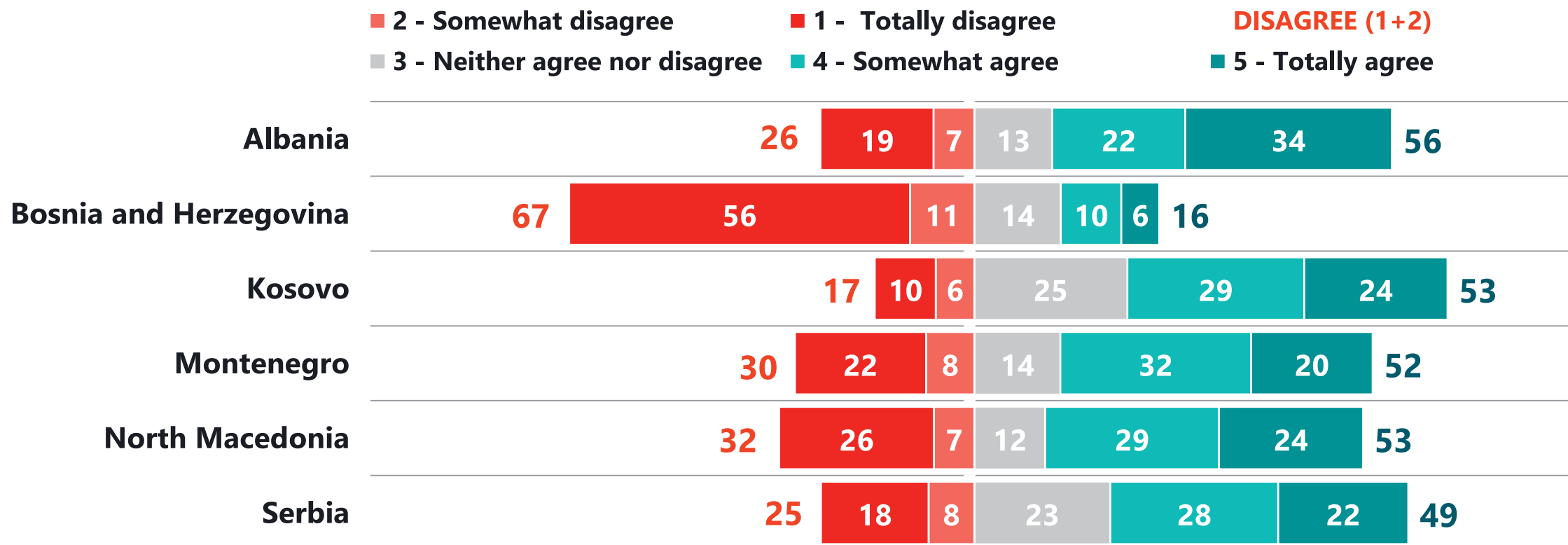


# BOSNIA IS THE MOST DISSATISFIED WITH GOVERNMENT'S EFFORTS TOWARDS EU MEMBERSHIP, WHILE ALBANIA IS THE MOST SATISFIED COUNTRY REGARDING THIS.

MONTENEGRO, NORTH MACEDONIA, KOSOVO AND SERBIA HAVE MORE POSITIVE THAN NEGATIVE GRADES OF THEIR GOVERNMENTS IN THIS REGARD.

Please rate the following statement: [COUNTRY] government is making major efforts to advance towards EU membership:

Data shown in %



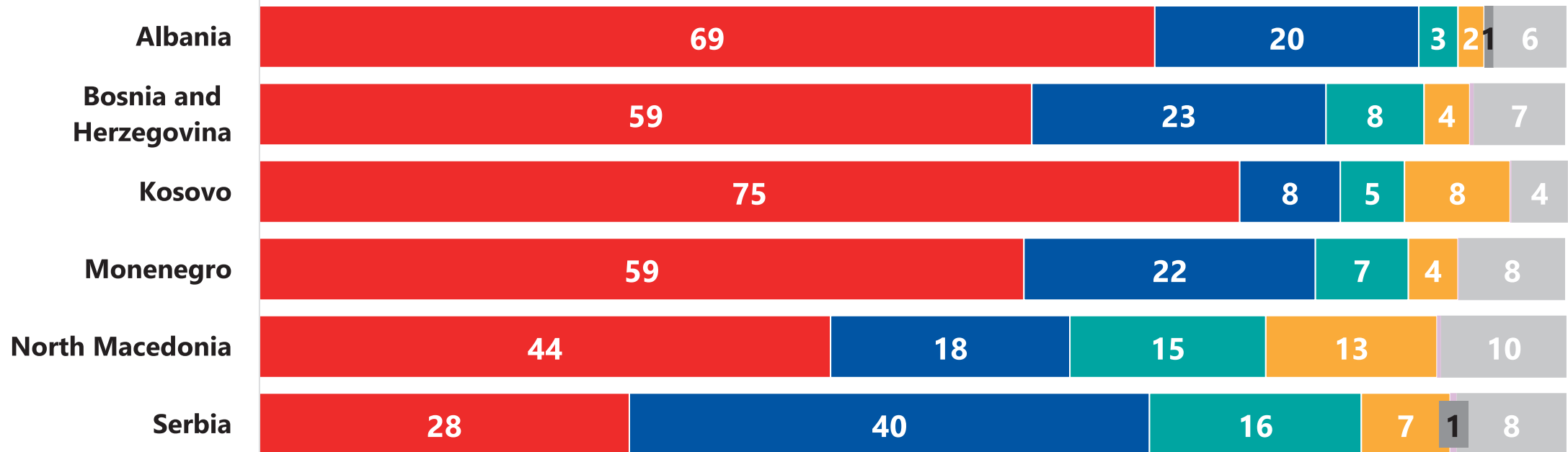
Base: Total target population

# FULL EU MEMBERSHIP FOR COUNTRY IS THE MOST PREFERRED OPTION FOR ALL COUNTRIES EXCEPT SERBIA, WHERE ECONOMIC INTEGRATION WITHOUT EU MEMBERSHIP IS IN THE FIRST PLACE.

Please indicate which of the following options you prefer:

Data shown in %

- Full EU membership for [COUNTRY]
- A closer relationship with the EU even if short of full membership/Economic integration without EU membership
- Abandoning the goal of joining the EU
- The suspension of negotiations
- Other
- Don't know / No answer



Base: Total target population

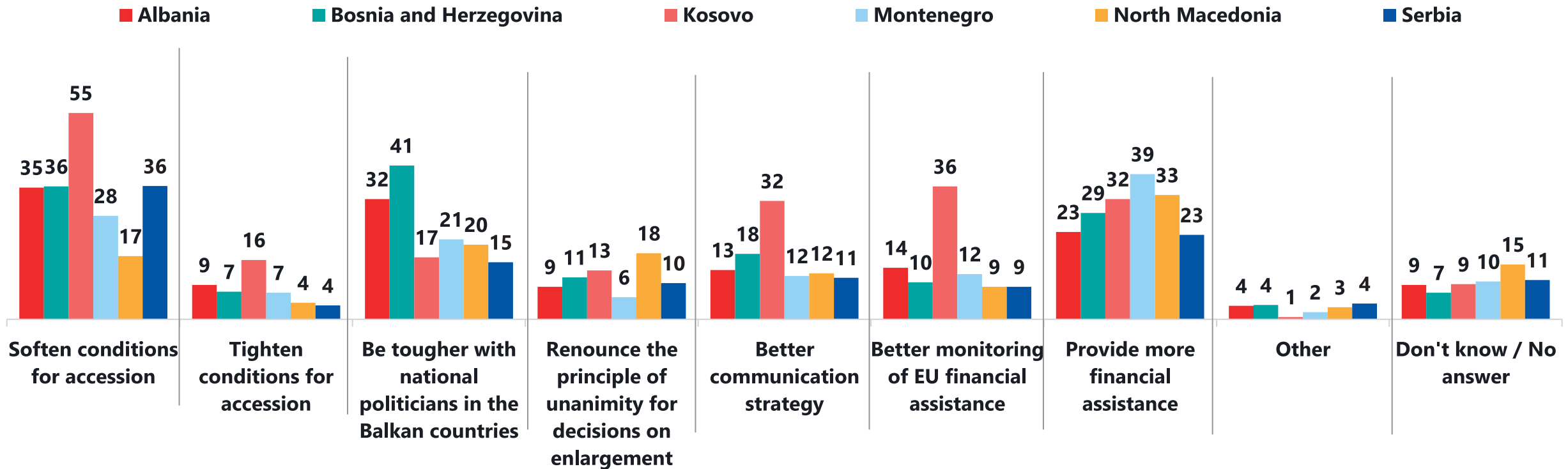
# PROVIDING MORE FINANCIAL ASSISTANCE IS MENTIONED BY AT LEAST ONE FIFTH IN ALL COUNTRIES.

## KOSOVO STANDS OUT FOR SOFTEN CONDITIONS, BETTER COMMUNICATION STRATEGY AND BETTER MONITORING OF EU FINANCIAL ASSISTANCE, WHILE BOSNIA AND ALBANIA STAND OUT FOR BELIEVE THAT EU SHOULD BE TOUGHER WITH NATIONAL POLITICIANS.

How could the EU help [COUNTRY] more to advance towards EU membership?

Data shown in %

Multiple answers



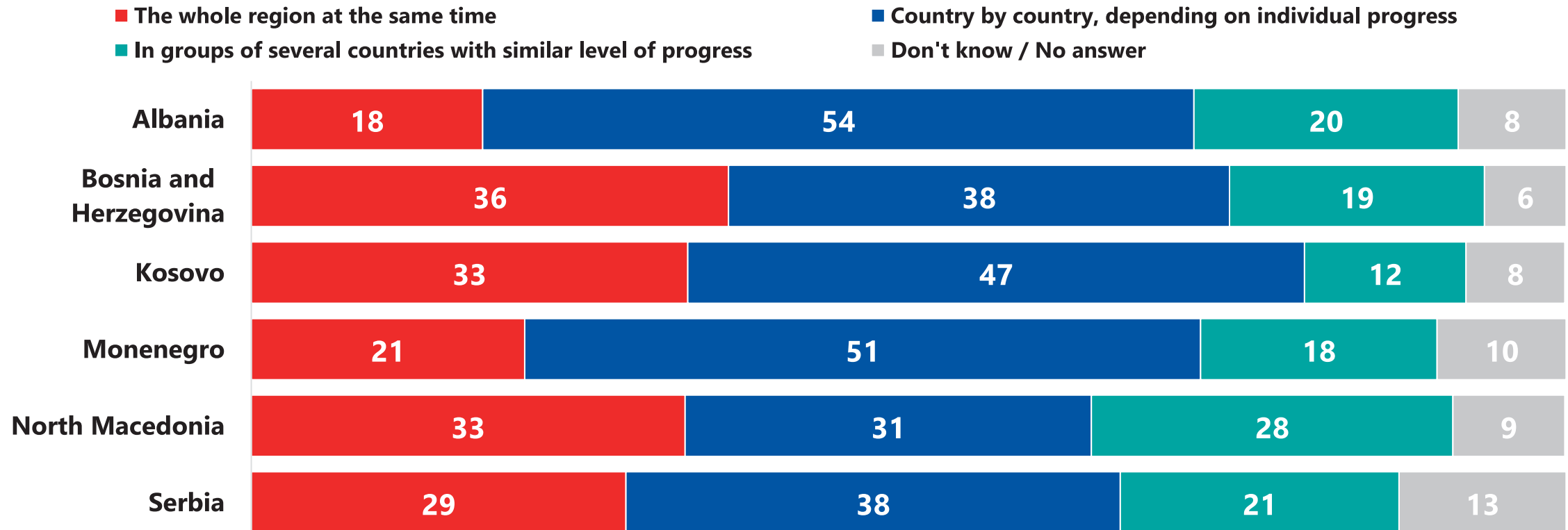
Base: Total target population

# CITIZENS OF ALBANIA AND MONTENEGRO PREFER OPTION IN WHICH EVERY COUNTRY WILL JOIN EU SEPARATELY DEPENDING ON THEIR INDIVIDUAL PROGRESS THE MOST.

OPINION IN NORTH MACEDONIA AND BOSNIA IS SOMEWHAT DIVIDED BETWEEN THE MENTIONED OPTION AND THE ONE SUPPORTING THAT THE WHOLE REGION SHOULD ACCESS EU AT THE SAME TIME.

## In your opinion, how should the Western Balkan countries join the EU?

Data shown in %



Base: Total target population

Report

## Balkan Barometer – Regional report

For: European Fund for Balkans



**Ipsos Strategic Marketing**

August 2021

# CONTENTS

How to read tables	4
Results	7
SECTION A	8
Who has most won your trust during the COVID-19 crisis? - First answer	9
Who has most won your trust during the COVID-19 crisis? - All answers	10
To what extent do you trust vaccines against Covid-19?	11
Why don't you trust vaccines against Covid-19?	12
Have you been vaccinated?	13
If not, are you planning to receive vaccination?	14
Which of these vaccines do you trust the most?	15
Why do you trust this vaccine? / Why do you trust all vaccines?	16
Which countries/blocs provided most help to [COUNTRY] during the pandemic? - First answer	17
Which countries/blocs provided most help to [COUNTRY] during the pandemic? - All answers	18
Which countries/blocs do you expect to offer most help in assisting [COUNTRY] to overcome the Covid-19 crisis? - First answer	19
Which countries/blocs do you expect to offer most help in assisting [COUNTRY] to overcome the Covid-19 crisis? - All answers	20
To what extent do you trust following institutions?	21
To what extent do you trust following institutions? - Trust (Marks 4+5)	23
To what extent do you trust following institutions? - Don't trust (Marks 1+2)	24
To what extent do you trust following institutions? - Average values	25
Do you believe that democracy is important for solving crises like the Covid pandemic?	26
Which of these actors do you trust the most to deliver positive change to [COUNTRY]? - First answer	27
Which of these actors do you trust the most to deliver positive change to [COUNTRY]? - All answers	28
Do you believe that the government can be changed through elections?	29
Through which media do you usually get news from?	30
Which of these media do you trust the most?	31
SECTION B	32
Are you in favor of [COUNTRY]'s NATO full membership?/ Despite the fact that [COUNTRY] is already a member of NATO, would you be in favor of [COUNTRY]'s NATO membership if the referendum were held again?	33
For its national security, [COUNTRY] should rely more on ... - First answer	34
For its national security, [COUNTRY] should rely more on ... - All answers	35
Which country/bloc has spread fake news about the pandemic and its management? - First answer	36
Which country/bloc has spread fake news about the pandemic and its management? - All answers	37
Which country/block gives the greatest financial assistance to [COUNTRY]?	38
In terms of economic relations (i.e., trade and investments), which country/block is [COUNTRY]'s largest partner?	39
Are companies from any of these countries/blocs playing a role in damaging the environment in [COUNTRY]?	40
Give an assessment of the following leaders from 1 to 10, where 1 is very negative and 10 is very positive	41
Give an assessment of the following leaders from 1 to 10, where 1 is very negative and 10 is very positive - Very negative (Marks 1+2+3)	43
Give an assessment of the following leaders from 1 to 10, where 1 is very negative and 10 is very positive - Neutral (Marks 4+5+6+7)	44
Give an assessment of the following leaders from 1 to 10, where 1 is very negative and 10 is very positive - Very positive (Marks 8+9+10)	45
Give an assessment of the following leaders from 1 to 10, where 1 is very negative and 10 is very positive - Average values	46
Assess positively/negatively from 1 to 10 the influence (e.g. political, economic, military, cultural etc) of the following countries/blocks to [COUNTRY]	47
Assess positively/negatively from 1 to 10 the influence (e.g. political, economic, military, cultural etc) of the following countries/blocks to [COUNTRY] - Very negative (Marks 1+2+3)	49
Assess positively/negatively from 1 to 10 the influence (e.g. political, economic, military, cultural etc) of the following countries/blocks to [COUNTRY] - Neutral (Marks 4+5+6+7)	50

Assess positively/negatively from 1 to 10 the influence (e.g. political, economic, military, cultural etc) of the following countries/blocks to [COUNTRY] - Very positive (Marks 8+9+10) .....	51
Assess positively/negatively from 1 to 10 the influence (e.g. political, economic, military, cultural etc) of the following countries/blocks to [COUNTRY] - Average values.....	52
The main responsible for the rivalry between the West (EU/NATO) and Russia is.....	53
The main responsible for the rivalry between the West (EU/United States) and China is.....	54
SECTION C .....	55
Are you in favor of [COUNTRY] joining the EU? .....	56
What are the main advantages that [COUNTRY] can derive from EU membership? - First answer .....	57
What are the main advantages that [COUNTRY] can derive from EU membership? - All answers .....	58
What are the main disadvantages of [COUNTRY] pursuing EU membership?.....	59
What can [COUNTRY] bring to the EU as a member state? - First answer .....	60
What can [COUNTRY] bring to the EU as a member state? - All answers .....	61
In your personal view, what is the most important priority for [COUNTRY]? .....	62
When do you think [COUNTRY] may become an EU member? .....	63
Who do you consider most responsible for [COUNTRY] 's slow progress towards EU accession? .....	64
Which state is most supportive of [COUNTRY]'s EU membership? .....	65
Which member state is least supportive of [COUNTRY]'s EU membership? .....	66
Please rate the following statement: [COUNTRY] government is making major efforts to advance towards EU membership.....	67
Please indicate which of the following options you prefer: .....	68
How could the EU help [COUNTRY] more to advance towards EU membership? .....	69
In your opinion, how should the Western Balkan countries join the EU? .....	70
DEMOGRAPHY .....	71
Your gender? .....	72
Age category .....	73
Education - last COMPLETED school: .....	74
Current occupation: .....	75
Type of settlement .....	76

## HOW TO READ TABLES

### Education-the last finished school:

	Male	Female	Total	Urban	Gender	Other		
N	1198	599	599	704	494			
	sig							
No formal education	1.8	2	2	1	2			
1 to 7 grades of primary school		5.1	4	6	0	08		
Primary school (completed, 8 grades)	19.4	17	22	14	27			
One-two year vocational school	1.3	1	2	1	1			
Three year vocational school	11.8	15	0	10	14			
Four year vocational school	40.4	41	39	44	35			
High school	4.6	4	6	6	3			
College, first degree of university		6.3	8	5	7	5		
Faculty, academy	8.8	8	10	12	0			
Master's degree	0.3	0	0	1				
Doctorate	0.2	0	0	0	0			
Total								

- Title explains the variable whose relative frequencies are given in the table.
- Total in the first column shows percentages for each category of the tabulated.
- Each next column represents percentages of the given variable within some subpopulation.
- Row marked with **N** denotes size of the base, i.e., the size of (sub) sample on which the percentages are calculated.
- Row marked with **sig**, represents significance of Hi-square statistics of the observed variable and variable from columns, if hi-square is significant, significance is written in white letters.
- The last row in the table **100%** indicates that all values in columns are added up to 100, that is, that column percentages are given.

Above average      Average      **Below average**  
 0.01      0.05      0.10      0.10      0.05

Cells of the table are colored in blue, or red, if values they contain are considerably above or below the average. Three shades of blue or red color are used for three degrees of significance, the lightest shades for deviations significant on the level 0.10, medium shades for the level 0.05 and the darkest shades of blue and red for the level 0.01.

Example of interpretation of data from the above table (structure of education):

- Significance of hi-square (significance of both hi-squares of statistics is lesser than 0.01) tells us that distribution of education by gender/ type of settlement differs significantly.
- Glimpse at the cells of the table shows that there are significantly more males with three year vocational school on the level of significance 0.05 (total number of respondents in the sample with this type of education is 11.8%, and among males 15%). Similarly, there are significantly less females with this type of education (on the level 0.05) 9%.
- There are significantly more respondents with faculty, academy (level 0.01) in urban settlements compared to entire population (12%), and significantly less in other types of settlements (the same level of significance 0.01) that is, 4%.





Please assess general situation in the country on the scale 1 to 5

	Total		N
	Male	Female	
	1013	500	513
sig		0.13	
Grade 1	23.1	23	23
Grade 2	35.3	37	34
Sum -	58.4	59	57
Grade 3	35.1	35	36
Sum +	4.9	5	4
Grade 4	3.9	4	4
Grade 5	1.0	1	1
Refusal	0.5	1	0
Doesn't know	1.0	0	02
	Total	100%	
Mean	2.23	2.24	

- If tabulated variables represent the respondent's assessment on some scale 3 more rows are added.
- Row marked with **Sum -** represents the sum of percentages on negative.
- Row marked with **Sum +** represents the sum of percentages on positive grades.
- Rows below grades contain other non-specific answers of the respondents.
- Row marked with **Mean** represents arithmetic mean of the given grades.

Which brands do you know?

	Total		N
	Urban	Other	
	502	302	200
Brand C	97.8	98	98
Brand A	93.2	95	91
Brand D	39.1	41	36
Brand B	22.3	26	
Brand E	22.1	19	27
Other	20.9	26	
I don't know any	0.2	0	

- In case of multiple response (the respondent can give several valid answers, modalities) data in cells represent a percentage of (sub) population which mentions, that is, answers positively to given modality.
- Please note that row **100%** is missing – that is because percentages do not add up to 100%.

# RESULTS

## SECTION A

## Who has most won your trust during the COVID-19 crisis? - First answer

Base: Total target population

	Total	Country					
		Alba nia	North Mace donia	Mont eneg ro	Bosni a and Herz egovi na	Koso vo	Serbi a
N	6055	1011	1013	1015	1002	1010	1004
N unw	6055	1011	1013	1015	1002	1010	1004
sig		0.00					
Doctors / medical staff	50.9	36.0	49.6	51.1	53.6	66.7	48.4
WHO	7.0	6.7	7.4	9.4	7.4	5.3	5.4
Experts	6.9	3.6	4.2	8.6	9.0	5.8	10.4
President/Prime minister	4.2	7.4	1.5	2.5	0.7	2.7	10.7
Government	3.7	9.8	2.4	2.2	1.2	3.4	3.0
NGOs/activists	2.0	2.6	3.0	1.7	1.8	0.5	2.4
To all	0.6					3.8	
God	0.3		1.6				
Venko Filipče	0.2		1.5				
Other	1.4	2.0	0.7	3.0	0.7	0.8	1.1
Nobody	11.9	12.1	17.8	10.6	19.3	2.0	9.6
Don't know/ Refuse to answer	10.9	19.8	10.4	11.1	6.3	9.0	9.0
Total		100%					

## Who has most won your trust during the COVID-19 crisis? - All answers

Multiple answers; Base: Total target population

	Total	Country					
		Albania	North Macedonia	Montenegro	Bosnia and Herzegovina	Kosovo	Serbia
N	6055	1011	1013	1015	1002	1010	1004
N unw	6055	1011	1013	1015	1002	1010	1004
Doctors / medical staff	57.4	40.4	53.9	56.0	59.2	75.1	59.7
WHO	16.8	10.2	10.8	13.5	15.5	38.5	12.2
Experts	16.5	8.4	8.2	14.0	21.2	23.0	24.4
President/Prime minister	9.1	9.2	2.3	3.6	1.1	18.0	20.5
Government	7.1	14.1	3.2	3.3	2.3	9.5	10.3
NGOs/activists	3.2	3.8	3.4	3.4	3.0	1.3	4.6
To all	0.8					4.5	
Venko Filipče	0.4		2.2				
God	0.3		2.0				
Other	1.8	2.1	1.0	3.7	1.0	1.3	1.4
Nobody	11.9	12.3	17.8	10.6	19.3	2.0	9.6
Don't know/ Refuse to answer	10.9	19.8	10.4	11.1	6.3	9.0	9.0

## To what extent do you trust vaccines against Covid-19?

Base: Total target population

	Total	Country					
		Alba nia	North Mace donia	Mont eneg ro	Bosni a and Herz egovi na	Koso vo	Serbi a
N	6055	1011	1013	1015	1002	1010	1004
N unw	6055	1011	1013	1015	1002	1010	1004
Do not trust at all	22.3	30.0	24.1	24.1	24.8	11.5	19.4
Somewhat do not trust	6.9	6.7	5.7	4.8	8.4	6.3	9.8
Sum -	29.2	36.6	29.8	28.9	33.2	17.8	29.1
Sum +	68.7	61.6	67.8	67.9	65.6	79.8	69.4
Somewhat trust	36.3	28.8	35.1	33.9	36.5	49.8	33.3
Fully trust	32.4	32.8	32.7	34.0	29.1	29.9	36.1
Don't know/ Refuse to answer	2.1	1.8	2.5	3.2	1.2	2.4	1.5
Total	100%						
Mean	2.8	2.7	2.8	2.8	2.7	3.0	2.9

## Why don't you trust vaccines against Covid-19?

Multiple answers; Base: those who don't trust (29% of target population)

	Total	Country					
		Albania	North Macedonia	Montenegro	Bosnia and Herzegovina	Kosovo	Serbia
N	1770	370	302	293	333	180	292
N unw	1577	324	274	262	318	164	235
I think that vaccines will harm my health	40.2	45.1	31.1	33.7	42.1	53.6	39.4
It is a ploy by the pharmaceutical industry to make more money	38.2	25.9	40.7	44.4	47.8	30.4	38.8
Forced vaccination is against personal freedoms	23.7	17.8	19.7	17.6	26.4	33.5	32.3
I think that Covid-19 is akin to a simple flu	16.9	14.0	11.8	8.7	22.2	27.1	21.9
The vaccine has not been tested enough/ is not effective enough	5.5	2.4	7.4	4.3	4.4	2.1	11.9
There is no covid, everything is a lie, a conspiracy	1.3		2.3			1.6	4.3
Other	4.6	6.8	5.6	4.9	3.5	1.1	3.6
None of the above	5.5	8.4	6.3	7.5	3.0	2.7	3.7
Don't know/ Refuse to answer	4.1	4.2	4.6	4.9	1.6	8.1	2.8



## Have you been vaccinated?

Base: Total target population

	Total	Country					
		Alba nia	North Mace donia	Mont eneg ro	Bosni a and Herz egovi na	Koso vo	Serbi a
N	6055	1011	1013	1015	1002	1010	1004
N unw	6055	1011	1013	1015	1002	1010	1004
sig		0.00					
Yes	41.3	36.2	45.6	42.1	27.2	46.2	50.3
No	58.2	63.5	54.1	57.6	72.8	52.3	48.8
Refuse to answer	0.6	0.3	0.3	0.3		1.5	0.9
Total	100%						

## If not, are you planning to receive vaccination?

Base: those who have not been vaccinated (58% of target population)

	Total	Country					
		Alba nia	Nort h Mac edon ia	Mont eneg ro	Bos nia and Herz egov ina	Kos ovo	Serb ia
N	3522	642	548	585	729	528	490
N unw	3296	591	509	526	710	535	425
sig		0.00					
Yes	39.4	36.5	36.4	41.2	39.0	57.8	25.2
No	35.6	31.7	38.0	36.4	39.0	22.6	45.9
Not sure	24.4	30.3	25.6	22.2	22.0	17.5	29.0
Refuse to answer	0.6	1.5		0.2		2.1	
Total		100%					

## Which of these vaccines do you trust the most?

Base: Total target population

	Total	Country					
		Alba nia	North Mace donia	Mont eneg ro	Bosni a and Herz egovi na	Koso vo	Serbi a
N	6055	1011	1013	1015	1002	1010	1004
N unw	6055	1011	1013	1015	1002	1010	1004
sig		0.00					
Pfizer-BioNTech	31.4	28.7	27.5	23.5	31.8	58.4	18.1
Sinopharm	11.0	0.8	5.4	23.0	8.5	0.9	27.6
Sputnik V	10.2	1.9	12.2	15.6	10.2	2.0	19.2
AstraZeneca	7.6	14.7	6.0	5.8	6.8	10.5	1.6
Sinovac	2.6	7.4	5.4	0.7	1.6	0.4	0.2
Moderna	1.4	1.7	1.4	1.6	1.7	1.5	0.6
Coronavac	0.6	3.1	0.2		0.2		0.1
All of them equally	11.5	12.2	16.8	9.7	13.7	5.3	11.2
None of the above	17.0	20.8	15.7	14.5	22.7	11.1	17.0
Don't know/ Refuse to answer	6.8	8.7	9.4	5.5	2.8	9.7	4.5
Total		100%					

## Why do you trust this vaccine? / Why do you trust all vaccines?

Multiple answers; Base: those who trust in vaccine/ all vaccines (76% of target population)

	Total	Country					
		Alba nia	Nort h Mac edon ia	Mont eneg ro	Bos nia and Herz egov ina	Kos ovo	Serb ia
N	4617	712	759	811	746	799	788
N unw	4776	763	791	821	761	810	830
I think it gives the best protection	25.4	20.9	30.8	18.4	26.1	36.9	19.1
I trust the country they are from	24.2	17.6	17.6	23.7	16.9	36.4	31.5
I trust this particular technology	18.3	8.9	15.2	13.7	13.7	40.7	16.4
Experts I trust recommended this one	17.8	16.9	9.9	18.4	22.0	25.2	14.2
Friends/family advised me to take this one	17.2	16.7	14.3	10.3	23.5	25.3	13.3
Least side-effects	15.0	11.1	9.0	11.8	18.3	26.9	12.4
It helps me to travel and go back to "normal life"	12.0	4.6	9.4	5.8	10.3	33.3	7.7
My doctor advised me trust this one	10.2	10.7	6.6	5.8	11.0	19.3	7.8
Authorities managed to convince me with their campaign for vaccination	3.3	1.9	0.4	0.6	1.3	13.1	2.0
General trust in vaccines	2.4	2.9	1.4	2.7	0.4	0.6	6.1
Everybody/ the most powerful countries are doing this vaccine	0.4	1.4	1.3				
I received that vaccine	0.3		1.9				
Because of media	0.2					0.9	
There was no choice/ only that vaccine was available	1.5	0.7	1.4	2.5	2.2	0.4	1.7
Other	2.8	3.1	3.1	4.0	2.0	1.0	3.5
Don't know/ Refuse to answer	6.9	10.3	11.4	6.9	3.2	5.0	5.2

## Which countries/blocs provided most help to [COUNTRY] during the pandemic? - First answer

Base: Total target population

	Total	Country					
		Alba nia	North Mace donia	Mont eneg ro	Bosni a and Herz egovi na	Koso vo	Serbi a
N	6055	1011	1013	1015	1002	1010	1004
N unw	6055	1011	1013	1015	1002	1010	1004
sig		0.00					
EU	26.2	31.8	12.3	30.4	22.6	52.9	7.2
Serbia	17.3	0.1	45.6	22.3	34.0	1.5	
China	14.2	3.5	7.7	10.5	4.7	1.6	57.6
United States	7.9	9.7	3.3	1.9	2.5	29.6	0.1
Turkey	7.5	22.9	6.8	1.0	10.2	3.8	0.2
Russia	7.2	1.2	3.8	7.6	6.3	1.3	23.0
Other neighboring countries	1.9	2.0	1.3	1.4	5.4	0.7	0.7
Other	1.1	2.8	0.5	1.6	0.9	0.2	0.3
None	3.3	5.6	1.9	3.2	5.3	0.5	2.9
Don't know/ Refuse to answer	13.5	20.4	16.7	20.1	8.2	7.9	7.9
Total		100%					

## Which countries/blocs provided most help to [COUNTRY] during the pandemic? - All answers

Multiple answers; Base: Total target population

	Total	Country					
		Alba nia	North Mace donia	Mont eneg ro	Bosni a and Herz egovi na	Koso vo	Serbi a
N	6055	1011	1013	1015	1002	1010	1004
N unw	6055	1011	1013	1015	1002	1010	1004
EU	35.5	35.9	15.5	37.4	32.8	72.0	19.2
China	22.3	5.4	15.1	20.9	12.3	4.0	76.2
Serbia	21.9	0.4	51.9	30.7	44.2	4.2	
Turkey	16.8	28.0	9.3	2.5	19.7	39.9	1.7
United States	16.5	15.0	5.5	3.6	7.2	65.9	1.5
Russia	15.7	2.2	10.5	15.2	12.5	3.6	50.6
Other neighboring countries	3.6	3.0	1.8	2.5	9.4	3.1	2.0
Other	1.7	3.6	0.5	2.1	1.5	2.2	0.3
None	3.3	5.6	1.9	3.2	5.3	0.5	2.9
Don't know/ Refuse to answer	13.5	20.4	16.7	20.1	8.2	7.9	7.9

## Which countries/blocs do you expect to offer most help in assisting [COUNTRY] to overcome the Covid-19 crisis? - First answer

Base: Total target population

	Total	Country					
		Alba nia	North Mace donia	Mont eneg ro	Bosni a and Herz egovi na	Koso vo	Serbi a
N	6055	1011	1013	1015	1002	1010	1004
N unw	6055	1011	1013	1015	1002	1010	1004
sig		0.00					
EU	36.8	46.5	23.4	44.6	38.6	55.7	11.9
United States	10.9	18.8	6.4	3.7	6.5	29.3	0.7
Russia	10.2	0.9	8.8	11.1	5.0	0.9	34.9
Serbia	9.6		26.4	15.6	14.0	1.3	
China	8.4	2.2	5.9	3.9	3.1	1.9	33.8
Turkey	6.2	11.9	8.6	1.2	11.4	3.0	0.9
Other neighboring countries	2.6	1.7	3.2	1.6	6.2	1.4	1.5
Other	1.1	1.0	0.8	1.7	1.2	0.2	1.4
None	6.4	6.3	5.6	7.8	9.4	0.9	8.4
Don't know/ Refuse to answer	7.8	10.6	10.8	8.8	4.5	5.4	6.4
Total		100%					

## Which countries/blocs do you expect to offer most help in assisting [COUNTRY] to overcome the Covid-19 crisis? - All answers

Multiple answers; Base: Total target population

	Total	Country					
		Alba nia	North Mace donia	Mont eneg ro	Bosni a and Herz egovi na	Koso vo	Serbi a
N	6055	1011	1013	1015	1002	1010	1004
N unw	6055	1011	1013	1015	1002	1010	1004
EU	43.8	49.3	26.2	48.8	46.0	70.6	21.6
United States	22.4	29.0	9.1	8.3	13.1	72.7	1.9
Russia	17.5	1.3	13.1	19.7	10.7	2.7	57.9
China	16.8	3.1	10.3	12.9	7.4	5.1	62.3
Turkey	14.8	16.7	13.1	2.6	17.9	35.5	3.1
Serbia	13.2		31.7	23.1	21.9	2.2	
Other neighboring countries	4.6	2.7	4.3	3.2	9.8	4.5	3.5
Other	1.7	1.5	0.8	1.9	1.3	2.6	1.9
None	6.4	6.3	5.6	7.8	9.4	0.9	8.4
Don't know/ Refuse to answer	7.8	10.6	10.8	8.8	4.5	5.4	6.4



To what extent do you trust following institutions?

	N	don't trust at all	Somewhat not trust	Neither trust no distrust	Somewhat trust	Full trust	Don't know/ Refuse to answer	Don't trust (Marks 1+2)	Trust (Marks 4+5)	Total
Politicians	6055	51.7	10.5	15.9	16.9	3.4	1.7	62.2	20.3	100%
Media	6055	28.0	11.1	23.0	29.6	7.1	1.2	39.1	36.7	
Medical workers	6055	6.7	3.7	9.9	36.9	42.3	0.6	10.4	79.1	
NGOs	6055	30.7	9.4	20.5	27.0	7.0	5.5	40.0	34.0	
Military	6055	13.3	5.1	11.8	27.1	39.5	3.1	18.5	66.6	
Church	1004	13.8	5.0	14.3	24.4	40.5	2.0	18.8	65.0	
Religious institutions	5051	19.3	6.0	13.8	29.1	28.8	3.0	25.3	57.9	
Government	6055	37.6	8.4	14.5	23.6	14.3	1.7	46.0	37.8	
President	6055	38.9	6.4	11.8	21.3	19.4	2.2	45.3	40.7	
Police	6055	19.2	7.6	13.9	32.5	25.9	0.8	26.9	58.4	
International organizations	6055	23.2	8.4	20.2	32.1	11.6	4.5	31.6	43.7	
Judiciary	6055	38.0	10.7	17.0	23.5	8.0	2.7	48.8	31.5	

## To what extent do you trust following institutions? - Trust (Marks 4+5)

Base:

	Total	Country					
		Albania	North Macedonia	Montenegro	Bosnia and Herzegovina	Kosovo	Serbia
N	-	-	-	-	-	-	-
N unw	-	-	-	-	-	-	-
Medical workers	79.1	74.0	82.4	80.6	74.0	87.4	76.5
Military	66.6	58.8	71.8	59.7	49.7	87.3	72.5
Church	65.0						65.0
Police	58.4	60.7	54.4	54.0	49.0	82.8	49.2
Religious institutions	57.9	59.2	57.0	53.0	46.2	74.2	
International organizations	43.7	53.2	46.7	45.3	31.0	62.1	23.8
President	40.7	22.0	49.0	42.7	14.6	62.3	53.5
Government	37.8	47.0	30.9	36.5	9.6	56.8	46.1
Media	36.7	47.7	43.4	30.9	26.3	52.6	19.1
NGOs	34.0	30.4	39.3	37.9	28.1	48.9	19.0
Judiciary	31.5	29.8	30.7	31.8	18.7	47.4	30.4
Politicians	20.3	19.5	19.9	19.7	7.3	36.0	19.4

## To what extent do you trust following institutions? - Don't trust (Marks 1+2)

Base:

	Total	Country					
		Albania	North Macedonia	Montenegro	Bosnia and Herzegovina	Kosovo	Serbia
N	-	-	-	-	-	-	-
N unw	-	-	-	-	-	-	-
Politicians	62.2	69.4	68.3	62.0	82.3	34.4	56.7
Judiciary	48.8	55.7	57.8	49.7	60.3	23.0	46.0
Government	46.0	42.4	58.6	42.2	72.2	25.1	35.6
President	45.3	67.8	38.8	42.4	70.2	20.0	32.7
NGOs	40.0	49.8	44.1	38.0	36.1	19.7	52.6
Media	39.1	36.4	38.7	43.3	42.1	20.5	53.6
International organizations	31.6	28.7	37.5	29.9	36.8	13.0	43.8
Police	26.9	29.8	33.0	28.9	30.6	8.3	30.8
Religious institutions	25.3	30.6	28.2	29.4	30.0	8.3	
Church	18.8						18.8
Military	18.5	26.9	16.5	20.9	25.1	8.3	13.1
Medical workers	10.4	15.2	11.0	8.8	11.3	6.1	9.9

## To what extent do you trust following institutions? - Average values

## Average values

	Total	Country					
		Alba nia	North Mace donia	Mont eneg ro	Bosni a and Herz egovi na	Koso vo	Serbi a
N	6050	1011	1013	1011	1002	1009	1004
N unw	6050	1011	1013	1011	1002	1009	1004
Medical workers	4.1	3.9	4.1	4.1	4.0	4.1	4.0
Military	3.8	3.5	3.9	3.6	3.3	4.3	4.0
Church	3.7						3.7
Religious institutions	3.4	3.4	3.3	3.3	3.2	3.9	
Police	3.4	3.4	3.2	3.2	3.2	4.1	3.2
International organizations	3.0	3.2	2.9	3.1	2.8	3.5	2.5
Media	2.8	3.0	2.8	2.6	2.6	3.2	2.3
President	2.8	2.0	3.0	2.8	1.9	3.5	3.3
NGOs	2.7	2.4	2.7	2.8	2.7	3.2	2.3
Government	2.7	2.9	2.3	2.7	1.8	3.3	3.1
Judiciary	2.5	2.3	2.3	2.5	2.2	3.2	2.6
Politicians	2.1	1.9	1.9	2.1	1.5	2.8	2.2

## Do you believe that democracy is important for solving crises like the Covid pandemic?

Base: Total target population

	Total	Country					
		Alba nia	North Mace donia	Mont eneg ro	Bosni a and Herz egovi na	Koso vo	Serbi a
N	6055	1011	1013	1015	1002	1010	1004
N unw	6055	1011	1013	1015	1002	1010	1004
sig		0.00					
Yes, democratic countries handled the crisis the best	39.2	45.9	31.0	37.4	39.9	58.4	22.4
No, countries with authoritarian leaderships handled the crisis the best	13.9	9.5	13.8	15.3	18.9	8.2	17.8
Democratic procedures are important, but in decisive moments authorities must have the final say	35.1	30.4	40.0	34.4	34.1	26.1	45.8
Don't know/ Refuse to answer	11.8	14.3	15.2	13.0	7.1	7.3	14.0
Total		100%					

## Which of these actors do you trust the most to deliver positive change to [COUNTRY]? - First answer

Base: Total target population

	Total	Country					
		Alba nia	North Mace donia	Mont eneg ro	Bosni a and Herz egovi na	Koso vo	Serbi a
N	6055	1011	1013	1015	1002	1010	1004
N unw	6055	1011	1013	1015	1002	1010	1004
sig		0.00					
Self-organized citizens	25.1	22.1	22.7	19.8	33.9	29.9	22.2
EU	16.3	29.0	16.6	17.8	20.2	9.9	4.0
Experts	16.0	5.6	13.8	22.5	13.6	12.8	27.6
Political parties	12.0	11.1	12.2	9.8	4.6	14.6	20.0
Opposition leaders	4.9	4.6	8.7	5.8	2.9	4.1	3.2
Diaspora	4.8	4.5	3.3	1.1	3.1	14.8	1.9
Other countries and international organizations	4.2	4.8	3.9	4.1	6.1	2.5	3.7
Local organizations	2.2	1.4	2.6	2.5	2.3	2.3	2.1
None	8.8	12.0	8.8	8.1	9.5	5.1	9.1
Don't know/ Refuse to answer	5.8	4.9	7.5	8.5	3.9	4.1	6.1
Total		100%					

## Which of these actors do you trust the most to deliver positive change to [COUNTRY]? - All answers

Multiple answers; Base: Total target population

	Total	Country					
		Alba nia	North Mace donia	Mont eneg ro	Bosni a and Herz egovi na	Koso vo	Serbi a
N	6055	1011	1013	1015	1002	1010	1004
N unw	6055	1011	1013	1015	1002	1010	1004
Self-organized citizens	32.7	25.8	27.1	26.6	38.0	47.8	31.1
EU	27.1	36.9	20.6	26.2	29.4	39.3	10.2
Experts	23.5	8.3	17.2	27.9	21.1	28.2	38.7
Political parties	14.6	13.0	13.9	11.9	5.9	19.0	24.1
Diaspora	11.9	7.1	5.1	4.5	7.7	42.4	4.8
Other countries and international organizations	9.1	8.7	6.5	7.0	14.4	9.8	8.0
Opposition leaders	7.0	6.7	10.9	8.1	4.7	6.0	5.5
Local organizations	5.3	2.6	4.3	4.4	6.2	5.5	8.9
None	8.8	12.0	8.8	8.1	9.5	5.1	9.1
Don't know/ Refuse to answer	5.8	4.9	7.5	8.5	3.9	4.1	6.1



## Do you believe that the government can be changed through elections?

Base: Total target population

	Total	Country					
		Alba nia	North Mace donia	Mont eneg ro	Bosni a and Herz egovi na	Koso vo	Serbi a
N	6055	1011	1013	1015	1002	1010	1004
N unw	6055	1011	1013	1015	1002	1010	1004
sig		0.00					
Yes	51.0	52.2	46.7	70.6	48.8	43.9	43.7
Maybe	25.4	19.9	32.1	13.2	21.8	42.4	22.8
No	20.6	22.4	18.2	11.4	28.5	10.9	32.2
Don't know	2.8	5.5	2.9	4.0	0.9	2.5	1.3
Refusal	0.2		0.1	0.9		0.3	
Total		100%					

## Through which media do you usually get news from?

Base: Total target population

	Total	Country					
		Alba nia	North Mace donia	Mont eneg ro	Bosni a and Herz egovi na	Koso vo	Serbi a
N	6055	1011	1013	1015	1002	1010	1004
N unw	6055	1011	1013	1015	1002	1010	1004
sig		0.00					
Commercial TVs	39.6	63.8	49.3	29.8	26.7	43.5	24.3
Social media (for instance Facebook, Twitter, Instagram etc.)	23.6	23.0	24.5	23.4	17.3	33.0	20.6
Public service broadcaster	17.6	4.1	7.6	20.1	28.1	13.9	32.1
News websites	12.9	3.4	13.9	16.6	24.0	6.0	13.4
Newspapers	2.7	1.3	1.2	4.4	1.8	2.1	5.2
Other	1.7	1.3	1.1	3.0	1.2	0.7	2.7
Don't know/ Refuse to answer	2.0	3.0	2.5	2.6	0.9	0.9	1.8
<b>Total</b>		<b>100%</b>					

## Which of these media do you trust the most?

Base: Total target population

	Total	Country					
		Alba nia	North Mace donia	Mont eneg ro	Bosni a and Herz egovi na	Koso vo	Serbi a
N	6055	1011	1013	1015	1002	1010	1004
N unw	6055	1011	1013	1015	1002	1010	1004
sig		0.00					
Commercial TVs	40.5	62.4	45.1	32.7	30.1	51.5	21.1
Public service broadcaster	19.9	6.6	13.8	23.8	26.3	17.6	31.5
Social media (for instance Facebook, Twitter, Instagram etc.)	12.1	10.7	10.5	10.1	9.8	17.6	14.0
News websites	10.5	4.1	12.4	11.7	19.6	4.5	10.5
Newspapers	3.2	1.7	1.6	6.3	3.0	2.2	4.3
Other	1.0	0.3	1.3	1.0	0.8	0.6	2.0
Don't know/ Refuse to answer	12.9	14.2	15.3	14.5	10.5	6.0	16.7
<b>Total</b>		<b>100%</b>					

## SECTION B

Are you in favor of [COUNTRY]'s NATO full membership?/ Despite the fact that [COUNTRY] is already a member of NATO, would you be in favor of [COUNTRY]'s NATO membership If the referendum were held again?

Base: Total target population

	Total	Country					
		Alba nia	North Mace donia	Mont eneg ro	Bosni a and Herz egovi na	Koso vo	Serbi a
N	6055	1011	1013	1015	1002	1010	1004
N unw	6055	1011	1013	1015	1002	1010	1004
Not at all	25.8	3.0	21.1	33.0	21.9	8.4	67.7
Somewhat no	4.8	1.7	5.5	4.2	6.0	2.3	9.3
Sum -	30.6	4.8	26.6	37.3	27.9	10.6	77.0
Sum +	64.0	89.1	67.7	55.7	65.7	88.2	17.4
Somewhat yes	15.6	10.0	24.3	9.6	16.3	22.1	11.3
Yes, fully	48.4	79.1	43.3	46.1	49.4	66.1	6.0
Don't know / No answer	5.4	6.1	5.7	7.0	6.4	1.2	5.6
Total	100%						
Mean	2.9	3.8	3.0	2.7	3.0	3.5	1.5

## For its national security, [COUNTRY] should rely more on ... - First answer

Base: Total target population

	Total	Country					
		Alba nia	North Mace donia	Mont eneg ro	Bosni a and Herz egovi na	Koso vo	Serbi a
N	6055	1011	1013	1015	1002	1010	1004
N unw	6055	1011	1013	1015	1002	1010	1004
sig		0.00					
NATO	19.9	24.5	17.0	16.3	17.2	41.7	2.6
The EU and/or member states	18.7	26.2	16.8	20.4	27.8	10.3	10.7
The United States	14.7	29.2	7.5	5.1	6.4	38.8	1.0
Russia	14.4	0.7	12.4	14.0	8.4	3.9	47.4
Other Western Balkan countries (Croatia, Serbia, Bosnia, Montenegro, N Macedonia, Albania, Kosovo)	5.2	1.7	5.5	11.1	9.6	0.9	2.0
Turkey	2.9	5.1	3.3	0.5	8.1	0.4	0.2
China	2.5	0.4	1.2	1.0	1.3	0.7	10.3
UK	0.3	0.8	0.5		0.2	0.5	0.1
The Gulf Countries (United Arab Emirates, Qatar and Saudi Arabia)	0.3	0.6	0.2	0.1	0.7	0.3	0.1
Serbia	0.3		1.6				
Other	1.5	0.2	1.1	3.6	2.0	0.2	2.1
None	9.8	4.0	10.0	14.4	13.5	1.0	15.8
Don't know / No answer	9.6	6.7	23.1	13.5	4.9	1.5	7.8
Total		100%					

## For its national security, [COUNTRY] should rely more on ... - All answers

Multiple answers; Base: Total target population

	Total	Country					
		Alba nia	North Mace donia	Mont eneg ro	Bosni a and Herz egovi na	Koso vo	Serbi a
N	6055	1011	1013	1015	1002	1010	1004
N unw	6055	1011	1013	1015	1002	1010	1004
The EU and/or member states	32.3	38.2	21.5	29.7	38.6	48.4	17.4
The United States	26.4	41.7	12.9	10.3	14.1	75.5	3.5
NATO	25.9	29.4	19.4	19.9	24.6	58.5	3.4
Russia	18.5	1.1	16.0	18.1	12.1	4.8	59.4
China	9.6	0.9	4.3	4.7	3.9	3.3	40.8
Other Western Balkan countries (Croatia, Serbia, Bosnia, Montenegro, N Macedonia, Albania, Kosovo)	8.7	3.0	10.4	17.4	13.0	3.3	5.0
Turkey	6.8	9.4	6.1	1.5	14.2	8.4	1.4
UK	1.6	2.0	0.9	0.4	0.7	4.6	0.9
The Gulf Countries (United Arab Emirates, Qatar and Saudi Arabia)	1.6	1.1	0.5	0.1	1.7	4.6	1.4
Serbia	0.3		1.9				
Other	2.0	0.2	1.3	4.2	2.0	1.0	3.3
None	9.8	4.0	10.0	14.6	13.5	1.0	15.8
Don't know / No answer	9.6	6.7	23.1	13.5	4.9	1.5	7.8

## Which country/bloc has spread fake news about the pandemic and its management? - First answer

Base: Total target population

	Total	Country					
		Alba nia	North Mace donia	Mont eneg ro	Bosni a and Herz egovi na	Koso vo	Serbi a
N	6055	1011	1013	1015	1002	1010	1004
N unw	6055	1011	1013	1015	1002	1010	1004
sig		0.00					
China	9.3	17.6	6.0	8.1	11.9	7.1	5.1
The United States	8.4	3.3	9.3	8.0	9.0	6.7	14.3
The EU and/or member states	7.7	4.6	6.6	4.8	8.9	10.5	11.0
Other Western Balkan countries (Croatia, Serbia, Bosnia, Montenegro, N Macedonia, Albania, Kosovo)	4.6	3.3	4.0	8.1	6.2	2.8	3.4
Russia	3.4	4.5	2.2	2.4	3.1	7.4	0.9
UK	2.0	1.2	1.6	1.8	1.9	3.3	2.2
Our country has spread fake news	0.5	0.9	0.3				1.6
Turkey	0.4	0.4	0.6	0.2	0.4	0.8	0.3
All of them	18.3	14.8	14.0	13.0	22.7	32.4	13.1
Other	1.5	0.8	1.9	1.9	1.5	0.2	2.6
None	9.1	7.2	10.3	7.4	15.5	5.2	8.9
Don't know / No answer	34.7	41.3	43.3	44.2	18.9	23.6	36.6
Total		100%					



## Which country/bloc has spread fake news about the pandemic and its management? - All answers

Multiple answers; Base: Total target population

	Total	Country					
		Alba nia	North Mace donia	Mont eneg ro	Bosni a and Herz egovi na	Koso vo	Serbi a
N	6055	1011	1013	1015	1002	1010	1004
N unw	6055	1011	1013	1015	1002	1010	1004
China	12.2	21.3	7.1	9.3	16.0	11.8	7.4
The United States	11.7	4.8	10.9	10.2	12.6	12.2	19.6
The EU and/or member states	9.8	5.8	7.6	6.5	10.8	13.2	15.2
Other Western Balkan countries (Croatia, Serbia, Bosnia, Montenegro, N Macedonia, Albania, Kosovo)	6.3	3.6	4.9	9.0	8.0	6.5	5.5
Russia	5.2	5.9	2.5	3.9	6.5	10.4	2.3
UK	4.1	2.2	2.3	3.3	2.9	7.2	6.6
Turkey	1.3	1.0	0.7	0.6	0.8	3.4	1.1
Our country has spread fake news	0.5	0.9	0.3				2.0
All of them	18.3	14.8	14.0	13.0	22.7	32.4	13.1
Other	1.7	0.8	2.0	2.2	1.7	0.3	3.4
None	9.1	7.2	10.3	7.4	15.5	5.2	8.9
Don't know / No answer	34.7	41.3	43.3	44.2	18.9	23.6	36.6

## Which country/block gives the greatest financial assistance to [COUNTRY]?

Base: Total target population

	Total	Country					
		Alba nia	North Mace donia	Mont eneg ro	Bosni a and Herz egovi na	Koso vo	Serbi a
N	6055	1011	1013	1015	1002	1010	1004
N unweighted	6055	1011	1013	1015	1002	1010	1004
sig		0.00					
The EU	32.3	31.2	31.6	51.9	39.4	13.8	25.6
The United States	14.3	14.6	8.6	2.0	7.0	52.7	0.6
Germany	8.7	11.8	7.7	2.2	6.8	19.7	4.4
China	6.9	0.6	5.4	5.3	2.1	0.6	27.4
Turkey	6.0	14.6	7.3	0.6	11.2	2.1	0.1
Russia	4.9		3.6	5.3	5.4	0.3	14.7
The Gulf Countries (United Arab Emirates, Qatar and Saudi Arabia)	1.7	3.7	0.6	0.3	2.0	0.1	3.4
Italy	0.8	3.1	0.1	0.3	0.2	0.8	0.3
Serbia	0.7		2.1		2.3		
UK	0.4	1.0	0.3	0.3	0.2	0.6	0.1
France	0.3	0.2	0.1	0.4	0.2	0.4	0.4
Other	1.3	1.4	0.1	2.8	1.9	0.2	1.6
None	6.2	4.6	6.8	7.6	8.5	1.3	8.6
Don't know / No answer	15.6	13.4	25.7	21.1	12.9	7.5	12.8
Total		100%					

In terms of economic relations (i.e., trade and investments), which country/block is [COUNTRY]'s largest partner?

Base: Total target population

	Total	Country					
		Alba nia	North Mace donia	Mont eneg ro	Bosni a and Herz egovi na	Koso vo	Serbi a
N	6055	1011	1013	1015	1002	1010	1004
N unw	6055	1011	1013	1015	1002	1010	1004
sig		0.00					
The EU	27.8	23.9	26.9	37.7	38.8	13.2	26.2
Germany	14.0	9.4	16.9	1.7	10.8	34.6	10.5
The United States	9.8	14.5	7.0	2.8	2.9	30.4	1.0
Turkey	9.0	12.8	10.5	4.5	15.5	9.5	1.4
China	7.7	2.0	4.2	8.7	5.6	1.1	24.8
Russia	5.6	0.1	4.4	6.7	3.0		19.5
Italy	3.0	11.7	0.7	2.7	1.6	0.4	0.8
The Gulf Countries (United Arab Emirates, Qatar and Saudi Arabia)	1.5	2.7	0.9	0.8	1.4		3.0
Greece	1.0	1.9	1.3	1.0	1.0	0.4	0.5
France	0.6	0.8	0.9	0.5	0.7	0.7	0.1
Austria	0.6	0.0	0.1	0.7	1.8	0.3	0.6
Don't know / No answer	19.4	20.0	26.3	32.1	17.0	9.5	11.5
Total		100%					

## Are companies from any of these countries/blocs playing a role in damaging the environment in [COUNTRY]?

Multiple answers; Base: Total target population

	Total	Country					
		Alba nia	North Mace donia	Mont eneg ro	Bosni a and Herz egovi na	Koso vo	Serbi a
N	6055	1011	1013	1015	1002	1010	1004
N unw	6055	1011	1013	1015	1002	1010	1004
The EU	13.7	8.6	17.1	11.8	14.0	11.8	19.0
The United States	12.1	5.4	10.8	12.9	8.7	16.0	18.8
China	10.0	5.3	4.8	7.4	9.1	10.2	23.5
Russia	7.0	2.7	5.4	5.7	13.2	9.9	4.9
Turkey	4.7	5.8	3.2	3.1	2.3	8.4	5.2
The Gulf Countries (United Arab Emirates, Qatar and Saudi Arabia)	3.2	2.7	1.5	1.7	2.5	6.1	4.7
Other	1.8	1.3	0.3	2.4	1.7	0.8	4.2
All of the above	15.2	15.4	9.1	11.7	18.8	22.7	13.3
None	16.5	18.6	15.0	22.6	22.2	8.1	12.6
Don't know / No answer	30.0	41.3	38.4	30.0	19.2	31.1	19.6

Give an assessment of the following leaders from 1 to 10, where 1 is very negative and 10 is very positive

	N	1. Very negative	2.	3	4	5	6	7	8	9	10. Very positive	Don't know / No answer	Total
Joe Biden	6055	18.2	5.4	5.2	4.4	9.1	4.3	5.7	7.9	6.3	24.2	9.2	100%
Ursula von der Leyen	6055	10.4	5.8	6.6	6.5	13.8	6.7	6.1	5.1	2.1	6.3	30.6	
Angela Merkel	6055	11.2	4.4	4.4	3.3	8.6	4.6	5.4	8.8	8.4	36.7	4.3	
Emmanuel Macron	6055	15.5	6.9	9.6	7.7	16.1	7.5	7.9	6.8	2.8	6.6	12.6	
Viktor Orban	6055	11.8	5.7	7.1	6.3	14.4	5.7	5.8	6.1	2.9	7.2	27.1	
Vladimir Putin	6055	23.1	4.2	4.2	3.6	9.7	4.1	5.9	7.8	5.3	25.5	6.5	
Boris Johnson	6055	10.9	6.6	6.9	7.0	16.7	7.8	7.1	7.4	2.8	8.8	18.1	
Xi Jinping	6055	14.5	4.9	5.0	4.8	12.5	4.8	5.7	6.5	3.6	10.6	27.1	
Recep Tayyip Erdoğan	6055	11.2	5.2	6.3	5.4	13.2	6.2	7.9	9.1	5.1	21.2	9.4	
Mohammad bin Zayed Al-Nahyan	6055	10.1	4.9	6.2	5.5	13.7	4.3	4.5	4.3	2.1	7.6	36.9	

Give an assessment of the following leaders from 1 to 10, where 1 is very negative and 10 is very positive - Very negative (Marks 1+2+3)

Base: Total target population

	Total	Country					
		Alba nia	North Mace donia	Mont eneg ro	Bosni a and Herz egovi na	Koso vo	Serbi a
N	6055	1011	1013	1015	1002	1010	1004
N unw	6055	1011	1013	1015	1002	1010	1004
Emmanuel Macron	32.0	23.0	39.5	32.7	29.1	30.7	36.8
Vladimir Putin	31.5	39.7	18.8	20.8	25.4	77.1	7.3
Joe Biden	28.8	6.8	32.5	37.7	23.2	9.9	63.0
Viktor Orban	24.6	19.0	29.5	26.2	21.8	27.5	23.5
Xi Jinping	24.4	23.2	20.9	19.7	21.2	47.6	13.8
Boris Johnson	24.4	11.9	26.0	31.2	23.5	13.1	40.6
Ursula von der Leyen	22.8	9.5	22.0	26.4	18.4	26.7	33.9
Recep Tayyip Erdoğan	22.7	14.5	16.7	32.3	16.3	17.7	38.7
Mohammad bin Zayed Al-Nahyan	21.2	15.8	22.5	26.5	15.3	20.7	26.4
Angela Merkel	20.0	2.9	17.8	30.0	14.6	9.3	45.2

Give an assessment of the following leaders from 1 to 10, where 1 is very negative and 10 is very positive - Neutral (Marks 4+5+6+7)

Base: Total target population

	Total	Country					
		Alba nia	North Mace donia	Mont eneg ro	Bosni a and Herz egovi na	Koso vo	Serbi a
N	6055	1011	1013	1015	1002	1010	1004
N unw	6055	1011	1013	1015	1002	1010	1004
Emmanuel Macron	39.2	33.5	34.2	36.2	47.5	41.4	42.4
Boris Johnson	38.6	30.3	35.2	37.8	49.2	41.9	37.0
Ursula von der Leyen	33.1	22.4	29.7	33.1	47.4	36.0	30.0
Recep Tayyip Erdoğan	32.6	20.8	26.5	33.2	35.2	40.4	39.5
Viktor Orban	32.1	21.8	27.1	31.0	46.7	32.7	33.2
Mohammad bin Zayed Al-Nahyan	28.0	17.4	17.0	25.0	42.1	36.0	30.5
Xi Jinping	27.8	21.3	24.6	34.6	44.1	12.3	29.7
Joe Biden	23.6	19.5	29.7	26.1	34.5	8.2	23.8
Vladimir Putin	23.4	24.3	26.6	23.6	35.6	6.2	24.1
Angela Merkel	21.9	8.1	24.4	26.5	29.8	7.0	35.8



Give an assessment of the following leaders from 1 to 10, where 1 is very negative and 10 is very positive - Very positive (Marks 8+9+10)

Base: Total target population

	Total	Country					
		Alba nia	North Mace donia	Mont eneg ro	Bosni a and Herz egovi na	Koso vo	Serbi a
N	6055	1011	1013	1015	1002	1010	1004
N unw	6055	1011	1013	1015	1002	1010	1004
Angela Merkel	53.8	84.1	53.9	36.3	51.7	80.5	16.3
Vladimir Putin	38.6	22.4	50.4	48.9	35.0	8.9	66.2
Joe Biden	38.4	58.8	27.9	25.1	35.8	77.6	5.0
Recep Tayyip Erdoğan	35.4	54.7	48.8	20.7	42.2	34.9	10.9
Xi Jinping	20.7	11.5	16.5	25.1	17.2	5.1	48.9
Boris Johnson	18.9	36.5	16.4	14.1	12.7	25.9	8.0
Viktor Orban	16.2	11.3	21.6	17.7	13.2	4.4	29.2
Emmanuel Macron	16.2	25.1	12.3	18.2	12.2	14.8	14.7
Mohammad bin Zayed Al-Nahyan	14.0	22.7	11.6	14.0	12.8	7.2	15.5
Ursula von der Leyen	13.5	29.5	13.6	16.5	13.7	3.7	4.0

Give an assessment of the following leaders from 1 to 10, where 1 is very negative and 10 is very positive - Average values

Average values

	Total	Country					
		Albania	North Macedonia	Montenegro	Bosnia and Herzegovina	Kosovo	Serbia
N	5904	981	995	975	977	979	997
N unw	5914	979	996	979	983	979	998
Angela Merkel	7.0	9.1	7.0	5.8	7.1	8.6	4.3
Recep Tayyip Erdoğan	6.1	7.4	7.0	4.9	6.6	6.3	4.2
Joe Biden	5.9	8.0	5.2	4.9	6.0	8.5	2.9
Vladimir Putin	5.8	4.5	6.9	6.8	5.9	2.2	8.0
Xi Jinping	5.2	4.6	5.1	5.8	5.2	2.7	7.0
Boris Johnson	5.2	6.6	5.0	4.6	4.9	6.1	4.0
Mohammad bin Zayed Al-Nahyan	5.0	6.0	4.6	4.7	5.3	4.6	4.9
Viktor Orban	5.0	4.8	5.1	5.0	4.9	4.0	5.7
Ursula von der Leyen	4.9	6.7	5.0	4.9	5.2	4.1	3.7
Emmanuel Macron	4.8	5.5	4.2	4.8	4.7	4.7	4.6

Assess positively/negatively from 1 to 10 the influence (e.g. political, economic, military, cultural etc) of the following countries/blocks to [COUNTRY]

	N	1. Very neg ativ e	2.	3	4	5	6	7	8	9	10. Very posi tive	Don' t kno w / No ans wer	Total
EU	6055	8.2	3.4	4.1	4.4	13.4	8.2	9.4	13.2	7.4	23.5	4.7	100%
World Bank / IMF	6055	11.1	3.9	4.4	5.6	14.3	7.0	8.9	10.0	5.6	17.5	11.7	
United States	6055	13.5	5.1	5.6	4.5	12.0	5.3	6.4	9.2	6.2	27.7	4.7	
Russia	6055	22.1	5.2	5.5	4.7	12.2	5.5	7.1	8.2	4.5	18.0	6.9	
China	6055	18.5	4.6	6.2	5.1	14.4	7.2	8.1	9.8	4.3	14.1	7.8	
Turkey	6055	7.0	3.4	5.6	5.3	14.9	8.2	9.8	11.7	6.4	21.8	5.9	
Gulf countries (United Arab Emirates, Qatar and Saudi Arabia)	6055	9.5	4.9	6.4	7.2	18.3	7.6	7.5	8.3	3.5	11.9	15.0	

Assess positively/negatively from 1 to 10 the influence (e.g. political, economic, military, cultural etc) of the following countries/blocks to [COUNTRY] - Very negative (Marks 1+2+3)

Base: Total target population

	Total	Country					
		Alba nia	North Mace donia	Mont eneg ro	Bosni a and Herz egovi na	Koso vo	Serbi a
N	6055	1011	1013	1015	1002	1010	1004
N unw	6055	1011	1013	1015	1002	1010	1004
Russia	32.8	39.3	20.9	21.7	27.1	79.2	8.6
China	29.3	32.5	22.4	15.8	22.8	69.8	12.5
United States	24.1	5.9	24.1	30.5	23.9	6.4	54.0
Gulf countries (United Arab Emirates, Qatar and Saudi Arabia)	20.7	17.4	28.4	24.9	19.9	12.0	21.7
World Bank / IMF	19.4	8.8	16.7	23.2	26.9	10.6	30.5
Turkey	16.0	8.8	10.2	27.2	12.1	7.0	30.8
EU	15.7	6.6	21.3	14.2	13.4	6.8	32.2

Assess positively/negatively from 1 to 10 the influence (e.g. political, economic, military, cultural etc) of the following countries/blocks to [COUNTRY] - Neutral (Marks 4+5+6+7)

Base: Total target population

	Total	Country					
		Alba nia	North Mace donia	Mont eneg ro	Bosni a and Herz egovi na	Koso vo	Serbi a
N	6055	1011	1013	1015	1002	1010	1004
N unw	6055	1011	1013	1015	1002	1010	1004
Gulf countries (United Arab Emirates, Qatar and Saudi Arabia)	40.6	25.8	34.0	36.2	51.1	50.0	46.5
Turkey	38.2	22.2	35.6	41.6	42.1	36.6	51.1
World Bank / IMF	35.8	24.0	36.8	35.5	41.5	39.4	37.5
EU	35.4	22.9	33.9	33.0	43.5	34.7	44.7
China	34.7	33.4	39.7	41.1	50.1	13.9	30.0
Russia	29.5	28.1	36.5	32.0	43.1	7.1	30.4
United States	28.2	19.5	35.0	31.7	39.4	8.2	35.2

Assess positively/negatively from 1 to 10 the influence (e.g. political, economic, military, cultural etc) of the following countries/blocks to [COUNTRY] - Very positive (Marks 8+9+10)

Base: Total target population

	Total	Country					
		Alba nia	North Mace donia	Mont eneg ro	Bosni a and Herz egovi na	Koso vo	Serbi a
N	6055	1011	1013	1015	1002	1010	1004
N unw	6055	1011	1013	1015	1002	1010	1004
EU	44.1	62.0	41.1	45.6	39.8	57.2	18.9
United States	43.0	67.1	35.9	29.9	32.7	84.4	7.7
Turkey	39.9	60.6	49.2	20.3	42.2	54.3	12.6
World Bank / IMF	33.1	49.4	33.8	25.5	23.6	42.8	23.7
Russia	30.8	15.8	36.5	38.8	25.5	8.6	59.5
China	28.2	19.5	30.0	34.6	21.0	8.7	55.3
Gulf countries (United Arab Emirates, Qatar and Saudi Arabia)	23.7	34.8	16.1	17.8	20.8	29.5	23.1

Assess positively/negatively from 1 to 10 the influence (e.g. political, economic, military, cultural etc) of the following countries/blocks to [COUNTRY] - Average values

Average values

	Total	Country					
		Albania	North Macedonia	Montenegro	Bosnia and Herzegovina	Kosovo	Serbia
N	5902	966	991	967	981	1001	996
N unw	5923	966	993	981	984	1004	995
EU	6.7	7.9	6.3	6.8	6.6	7.5	4.9
Turkey	6.5	7.8	7.2	5.2	6.7	7.4	4.7
United States	6.3	8.3	6.0	5.3	5.8	8.9	3.5
World Bank / IMF	6.1	7.5	6.2	5.5	5.3	6.8	5.2
Gulf countries (United Arab Emirates, Qatar and Saudi Arabia)	5.6	6.3	4.9	5.1	5.5	6.2	5.5
China	5.4	4.8	5.8	6.3	5.3	2.6	7.3
Russia	5.4	4.3	6.1	6.3	5.4	2.2	7.6



## The main responsible for the rivalry between the West (EU/NATO) and Russia is...

Base: Total target population

	Total	Country					
		Alba nia	North Mace donia	Mont eneg ro	Bosni a and Herz egovi na	Koso vo	Serbi a
N	6055	1011	1013	1015	1002	1010	1004
N unw	6055	1011	1013	1015	1002	1010	1004
sig		0.00					
The West (EU/NATO)	21.6	11.5	16.5	19.8	15.7	32.2	33.6
Russia	13.6	17.5	8.8	9.0	13.1	28.3	4.7
Both share equal responsibility	54.5	55.7	62.9	62.3	64.2	27.5	54.2
Don't know / No answer	10.4	15.2	11.8	8.9	7.0	12.0	7.5
Total		100%					

## The main responsible for the rivalry between the West (EU/United States) and China is...

Base: Total target population

	Total	Country					
		Alba nia	North Mace donia	Mont eneg ro	Bosni a and Herz egovi na	Koso vo	Serbi a
N	6055	1011	1013	1015	1002	1010	1004
N unw	6055	1011	1013	1015	1002	1010	1004
sig		0.00					
The West/ (EU/United States)	26.9	16.7	21.8	26.4	21.0	31.8	43.8
China	14.9	22.6	12.2	7.8	14.2	24.9	7.6
Both share equal responsibility	46.5	42.8	55.2	53.2	57.1	29.8	41.1
Don't know / No answer	11.7	17.9	10.8	12.6	7.7	13.5	7.5
Total		100%					

## SECTION C

## Are you in favor of [COUNTRY] joining the EU?

Base: Total target population

	Total	Country					
		Alba nia	North Mace donia	Mont eneg ro	Bosni a and Herz egovi na	Koso vo	Serbi a
N	6055	1011	1013	1015	1002	1010	1004
N unw	6055	1011	1013	1015	1002	1010	1004
Not at all	12.2	3.6	15.0	10.4	9.5	4.3	30.3
Somewhat no	5.3	1.3	4.8	3.3	5.0	4.3	13.1
Sum -	17.5	4.9	19.8	13.7	14.6	8.7	43.4
Sum +	80.4	93.7	78.5	82.8	83.4	90.4	53.2
Somewhat yes	19.1	6.2	24.1	15.6	18.3	20.7	29.5
Yes, fully	61.3	87.5	54.4	67.2	65.1	69.7	23.7
Don't know / No answer	2.1	1.4	1.7	3.4	2.0	0.9	3.4
Total	100%						
Mean	3.3	3.8	3.2	3.4	3.4	3.6	2.5

## What are the main advantages that [COUNTRY] can derive from EU membership? - First answer

Base: Total target population

	Total	Country					
		Alba nia	North Mace donia	Mont eneg ro	Bosni a and Herz egovi na	Koso vo	Serbi a
N	6055	1011	1013	1015	1002	1010	1004
N unw	6055	1011	1013	1015	1002	1010	1004
sig		0.00					
Free movement of people	38.4	47.6	30.6	29.2	30.6	56.3	35.9
Higher living standards of living	18.6	17.5	25.0	22.3	21.3	10.1	15.6
Peace/security	11.3	6.2	10.2	13.5	18.3	9.8	10.1
Stronger democratic standards	7.1	10.2	4.3	8.7	4.3	9.9	5.4
Access to EU funding	6.4	4.4	5.6	5.7	8.0	3.7	11.1
Social welfare	5.9	5.7	7.4	5.0	7.8	6.3	3.2
Global influence	2.7	1.8	4.1	3.8	1.5	0.2	4.7
Free movement of goods / wider market	0.1		0.4		0.1		0.2
All of the above	1.1	1.9	0.9	1.3	2.2		0.2
Other	0.8	0.7	0.6	0.9	1.2	0.3	1.0
There are no advantages	1.3	0.3	2.6	0.9	0.9		3.1
Don't know/ No answer	6.3	3.7	8.3	8.7	3.8	3.5	9.6
Total		100%					

## What are the main advantages that [COUNTRY] can derive from EU membership? - All answers

Multiple answers; Base: Total target population

	Total	Country					
		Alba nia	North Mace donia	Mont eneg ro	Bosni a and Herz egovi na	Koso vo	Serbi a
N	6055	1011	1013	1015	1002	1010	1004
N unw	6055	1011	1013	1015	1002	1010	1004
Free movement of people	50.6	58.6	41.1	40.3	45.9	71.2	46.8
Higher living standards of living	42.4	46.1	42.1	40.9	49.4	39.4	36.5
Peace/security	25.3	12.2	16.1	25.2	40.7	35.0	23.0
Social welfare	22.7	22.2	13.5	17.6	23.0	45.5	14.3
Stronger democratic standards	21.3	33.4	11.1	22.9	15.2	26.9	18.5
Access to EU funding	20.1	21.5	16.8	20.2	22.0	13.8	26.6
Global influence	5.9	3.4	6.2	6.3	6.0	6.2	7.6
Free movement of goods / wider market	0.4	0.2	0.4	0.6	0.5		0.9
All of the above	1.1	1.9	0.9	1.3	2.2		0.2
Other	1.2	1.3	1.1	1.3	1.8	0.3	1.2
There are no advantages	1.3	0.3	2.6	0.9	0.9		3.1
Don't know/ No answer	6.3	3.7	8.3	8.7	3.8	3.5	9.6

## What are the main disadvantages of [COUNTRY] pursuing EU membership?

Base: Total target population

	Total	Country					
		Alba nia	North Mace donia	Mont eneg ro	Bosni a and Herz egovi na	Koso vo	Serbi a
N	6055	1011	1013	1015	1002	1010	1004
N unw	6055	1011	1013	1015	1002	1010	1004
sig		0.00					
The membership conditions are too costly (/strict)	22.9	18.5	16.9	15.8	18.8	46.4	21.0
Exposure to economic competition/need to comply with costly EU standards	21.3	18.8	24.6	29.2	21.7	19.0	14.4
[COUNTRY] will never have as much political weight as the other member states	17.0	16.2	18.3	16.8	24.7	2.9	22.9
It will be difficult to develop relations with other, more important, non-EU countries	9.6	8.3	9.6	9.0	9.7	8.6	12.4
Membership will infringe on national sovereignty	6.8	5.2	6.4	3.3	8.2	4.8	13.2
Depopulation	0.2	1.1					
Other	2.3	1.8	2.1	3.3	3.4	0.3	2.8
No flaws	1.2	3.1	1.1	0.8	1.5		0.6
Don't know/ No answer	18.7	26.9	20.9	21.8	12.0	18.0	12.7
Total		100%					

## What can [COUNTRY] bring to the EU as a member state? - First answer

Base: Total target population

	Total	Country					
		Alba nia	North Mace donia	Mont eneg ro	Bosni a and Herz egovi na	Koso vo	Serbi a
N	6055	1011	1013	1015	1002	1010	1004
N unw	6055	1011	1013	1015	1002	1010	1004
sig		0.00					
Provide labour force	28.1	28.6	25.2	18.4	43.4	27.3	26.2
Ensure peace on the continent	12.9	10.3	10.2	15.3	11.5	12.6	17.4
Good quality food	10.2	11.3	13.9	8.3	8.6	5.7	13.3
Greater cultural diversity	9.2	8.8	12.1	15.0	9.3	3.4	6.2
Increase EU's influence on global stage	8.9	8.8	3.7	6.9	4.9	23.7	5.3
Strengthen EU's external borders	8.5	7.4	5.7	9.3	7.7	11.6	9.2
Boost EU's credibility in foreign affairs	3.5	4.1	3.4	3.2	2.6	4.6	2.8
Other	1.6	1.9	0.7	2.7	2.5	0.3	1.5
Nothing/not at all	10.2	9.7	15.2	13.5	6.5	3.4	12.9
Don't know / No answer	7.0	9.0	9.7	7.5	3.1	7.4	5.1
Total		100%					



## What can [COUNTRY] bring to the EU as a member state? - All answers

Multiple answers; Base: Total target population

	Total	Country					
		Alba nia	North Mace donia	Mont eneg ro	Bosni a and Herz egovi na	Koso vo	Serbi a
N	6055	1011	1013	1015	1002	1010	1004
N unw	6055	1011	1013	1015	1002	1010	1004
Provide labour force	45.5	43.1	33.2	27.9	64.7	59.4	45.1
Good quality food	25.1	22.2	21.8	19.6	28.1	28.2	30.8
Ensure peace on the continent	22.5	19.6	15.4	22.6	20.6	29.9	27.1
Greater cultural diversity	21.5	17.5	17.2	23.2	27.1	26.2	18.1
Strengthen EU's external borders	14.8	12.8	9.2	16.0	15.3	20.0	15.4
Increase EU's influence on global stage	11.0	10.8	5.1	8.7	6.5	27.2	7.4
Boost EU's credibility in foreign affairs	8.1	9.1	5.2	6.4	4.6	16.3	7.1
Other	2.1	2.5	0.7	3.1	3.9	0.4	2.0
Nothing/not at all	10.2	9.7	15.2	13.5	6.5	3.4	12.9
Don't know / No answer	7.0	9.0	9.7	7.5	3.1	7.4	5.1

## In your personal view, what is the most important priority for [COUNTRY]?

Base: Total target population

	Total	Country					
		Alba nia	North Mace donia	Mont eneg ro	Bosni a and Herz egovi na	Koso vo	Serbi a
N	6055	1011	1013	1015	1002	1010	1004
N unw	6055	1011	1013	1015	1002	1010	1004
sig		0.00					
Economic development	57.2	49.8	60.4	62.9	57.7	38.6	73.9
EU membership	24.0	36.6	22.4	19.2	23.1	34.1	8.7
Strengthening democracy	9.2	8.8	8.6	10.2	5.6	10.3	11.9
NATO membership	5.9	2.2	4.7	3.1	10.4	14.5	0.8
Other	1.1	0.8	0.7	1.4	1.1	1.1	1.4
I Don't know	2.5	1.7	3.2	3.2	2.0	1.4	3.3
Total		100%					

## When do you think [COUNTRY] may become an EU member?

Base: Total target population

	Total	Country					
		Alba nia	North Mace donia	Mont eneg ro	Bosni a and Herz egovi na	Koso vo	Serbi a
N	6055	1011	1013	1015	1002	1010	1004
N unw	6055	1011	1013	1015	1002	1010	1004
sig		0.00					
Within the next 5 years	31.4	32.9	28.0	46.0	19.6	45.3	16.3
Within the next 10 years	25.2	23.8	19.2	23.4	30.0	30.8	24.0
Within the next 20 years	13.2	16.7	12.9	10.1	18.6	10.8	10.1
Never	23.9	16.8	33.8	13.9	27.5	7.3	44.2
Don't know / No answer	6.3	9.8	6.2	6.5	4.3	5.8	5.3
Total		100%					

## Who do you consider most responsible for [COUNTRY] 's slow progress towards EU accession?

Base: Total target population

	Total	Country					
		Alba nia	North Mace donia	Mont eneg ro	Bosni a and Herz egovi na	Koso vo	Serbi a
N	6055	1011	1013	1015	1002	1010	1004
N unw	6055	1011	1013	1015	1002	1010	1004
sig		0.00					
National government	32.5	36.5	32.4	43.1	51.1	13.4	18.6
EU institutions	16.9	11.1	13.4	8.3	5.8	39.6	23.1
Specific EU member states	10.3	7.7	17.6	5.1	2.9	15.8	12.4
National parliament	9.1	15.8	4.7	5.1	19.6	5.0	4.8
Other Western Balkan countries (Croatia, Serbia, Bosnia, Montenegro, N Macedonia, Albania, Kosovo)	6.7	4.3	8.0	4.4	4.7	4.5	14.3
USA	4.9	4.9	5.5	4.0	2.6	3.6	8.8
Non-western countries (like Russia, China, Turkey etc.)	2.5	1.9	2.7	3.2	0.9	3.6	2.8
Politicians in general	1.2	4.2	0.5	0.8	1.0	0.5	0.4
Former government	1.0	1.2	0.3	3.8		0.2	0.8
We ourselves / the people / our mentality	0.7	1.0	1.2	1.7	0.2		
President of the State	0.7			1.7	1.2		1.1
Serbia	0.4					2.3	
Our Government	0.2					1.0	
Other	1.5	1.1	1.3	1.9	2.7		2.1
None	2.5	1.3	2.5	3.4	2.5	1.6	3.5
Don't know / No answer	8.9	8.8	10.0	13.5	4.7	9.0	7.3
Total		100%					

## Which state is most supportive of [COUNTRY]'s EU membership?

Base: Total target population

	Total	Country					
		Alba nia	North Mace donia	Mont eneg ro	Bosni a and Herz egovi na	Koso vo	Serbi a
N	6055	1011	1013	1015	1002	1010	1004
N unw	6055	1011	1013	1015	1002	1010	1004
sig		0.00					
Germany	38.4	52.9	33.4	19.1	36.5	80.2	8.0
Hungary	5.9	0.6	2.4	2.5	0.8	0.1	28.9
Croatia	5.4	0.7	6.7	11.7	10.6	2.2	0.6
Italy	3.5	16.0	0.9	1.8	1.1	0.2	1.2
Slovenia	3.3	0.2	6.1	9.4	2.8	0.2	0.9
France	2.3	2.5	0.4	2.8	0.7	2.4	5.0
Austria	2.0	0.7	1.5	1.0	2.3	2.5	4.2
Greece	1.8	0.6	1.0	1.5	0.3	0.6	7.0
The Netherlands	0.7	1.2	0.4	0.7	0.9	0.6	0.3
Sweden	0.4	0.2	0.8	0.2	0.8		0.3
Other	2.9	5.5	1.8	4.3	1.0	1.3	3.4
None	10.7	3.9	16.6	4.4	23.1	2.6	13.5
Don't know / No answer	22.8	15.1	27.8	40.8	19.0	7.1	26.6
Total		100%					

## Which member state is least supportive of [COUNTRY]'s EU membership?

Base: Total target population

	Total	Country					
		Alba nia	North Mace donia	Mont eneg ro	Bosni a and Herz egovi na	Koso vo	Serbi a
N	6055	1011	1013	1015	1002	1010	1004
N unw	6055	1011	1013	1015	1002	1010	1004
sig		0.00					
Croatia	12.0	1.0	0.2	7.6	18.6	0.6	44.1
France	10.8	18.3	7.4	7.8	5.5	23.3	2.4
Bulgaria	10.4	3.7	47.6	1.1	1.5	7.4	0.6
The Netherlands	9.0	30.6	1.4	2.1	1.9	14.9	3.1
Greece	7.6	10.3	14.6	1.2	2.1	17.0	0.5
Germany	4.7	1.2	2.7	4.5	3.5	3.4	12.9
Hungary	1.9	1.4	1.1	2.2	3.1	3.0	0.5
Slovenia	1.3	1.1	0.9	0.8	3.4	1.3	0.3
Sweden	0.7	0.4	0.3	0.8	0.8	1.5	0.4
Italy	0.7	0.8	0.4	0.4	1.4	0.7	0.4
Austria	0.4		0.3	0.5	0.6	0.9	0.4
Other	2.6	6.6	0.4	1.6	1.2	1.5	4.1
None	11.6	3.3	5.5	14.7	30.4	8.6	7.1
Don't know / No answer	26.4	21.4	17.1	54.7	25.8	15.9	23.3
Total		100%					

Please rate the following statement: [COUNTRY] government is making major efforts to advance towards EU membership.

Base: Total target population

	Total	Country					
		Alba nia	North Mace donia	Mont eneg ro	Bosni a and Herz egovi na	Koso vo	Serbi a
N	6055	1011	1013	1015	1002	1010	1004
N unw	6055	1011	1013	1015	1002	1010	1004
Totally disagree	25.0	18.7	25.6	21.7	56.4	10.1	17.8
Somewhat disagree	7.7	6.8	6.7	8.0	10.7	6.4	7.6
Sum -	32.7	25.5	32.3	29.7	67.2	16.5	25.4
Neither agree nor disagree	16.8	12.9	11.7	14.2	14.3	25.3	22.5
Sum +	46.6	56.3	52.6	51.7	16.3	53.0	49.2
Somewhat agree	25.0	22.0	28.8	31.6	10.0	29.3	27.8
Totally agree	21.6	34.2	23.8	20.1	6.3	23.7	21.5
Don't know / No answer	3.9	5.3	3.3	4.4	2.3	5.1	2.8
Total	100%						
Mean	3.1	3.5	3.2	3.2	2.0	3.5	3.3

Please indicate which of the following options you prefer:

Base: Total target population

	Total	Country					
		Alba nia	North Mace donia	Mont eneg ro	Bosni a and Herz egovi na	Koso vo	Serbi a
N	6055	1011	1013	1015	1002	1010	1004
N unw	6055	1011	1013	1015	1002	1010	1004
sig		0.00					
Full EU membership for [COUNTRY]	55.5	68.5	43.7	58.5	59.1	75.0	28.3
A closer relationship with the EU even if short of full membership/Economic integration without EU membership	21.8	20.2	18.3	22.3	22.5	7.7	39.8
Abandoning the goal of joining the EU	9.0	3.0	15.0	7.1	7.5	4.9	16.2
The suspension of negotiations	6.2	2.0	13.1	3.8	3.5	8.1	6.8
Other	0.3	0.7	0.3	0.1	0.3	0.1	0.5
Don't know / No answer	7.2	5.6	9.6	8.1	7.0	4.3	8.4
Total		100%					



## How could the EU help [COUNTRY] more to advance towards EU membership?

Multiple answers; Base: Total target population

	Total	Country					
		Alba nia	North Mace donia	Mont eneg ro	Bosni a and Herz egovi na	Koso vo	Serbi a
N	6055	1011	1013	1015	1002	1010	1004
N unw	6055	1011	1013	1015	1002	1010	1004
Soften conditions for accession	34.4	35.3	16.9	27.7	35.6	55.3	35.7
Provide more financial assistance	29.8	23.4	33.3	38.9	28.5	32.2	22.6
Be tougher with national politicians in the Balkan countries	24.4	32.2	20.0	21.4	41.2	16.6	15.3
Better communication strategy	16.2	13.2	12.3	11.6	17.5	31.7	11.1
Better monitoring of EU financial assistance	14.8	13.8	8.7	12.1	9.9	35.6	8.7
Renounce the principle of unanimity for decisions on enlargement	11.0	8.7	17.7	5.9	11.2	13.1	9.7
Tighten conditions for accession	8.0	9.2	4.4	7.1	7.4	15.9	3.7
Other	2.9	3.6	3.2	1.9	3.8	0.6	4.2
Don't know / No answer	10.2	9.2	14.7	10.1	7.1	9.4	10.5

## In your opinion, how should the Western Balkan countries join the EU?

Base: Total target population

	Total	Country					
		Alba nia	North Mace donia	Mont eneg ro	Bosni a and Herz egovi na	Koso vo	Serbi a
N	6055	1011	1013	1015	1002	1010	1004
N unw	6055	1011	1013	1015	1002	1010	1004
sig		0.00					
The whole region at the same time	28.2	17.6	33.0	20.8	36.3	33.2	28.5
Country by country, depending on individual progress	43.2	54.1	30.9	51.4	38.1	46.9	37.6
In groups of several countries with similar level of progress	19.8	20.1	27.5	18.0	19.4	12.3	21.2
Don't know / No answer	8.8	8.2	8.5	9.8	6.2	7.5	12.7
Total		100%					

# DEMOGRAPHY

## Your gender?

Base: Total target population

	Total	Country					
		Alba nia	North Mace donia	Mont eneg ro	Bosni a and Herz egovi na	Koso vo	Serbi a
N	6055	1011	1013	1015	1002	1010	1004
N unw	6055	1011	1013	1015	1002	1010	1004
sig		0.90					
Male	49.1	49.9	49.8	48.7	48.7	50.0	47.8
Female	50.9	50.1	50.2	51.3	51.3	50.0	52.2
Total		100%					

## Age category

Base: Total target population

	Total	Country					
		Alba nia	North Mace donia	Mont eneg ro	Bosni a and Herz egovi na	Koso vo	Serbi a
N	6055	1011	1013	1015	1002	1010	1004
N unw	6055	1011	1013	1015	1002	1010	1004
sig		0.00					
18-29	23.7	26.0	22.4	21.9	20.3	33.0	18.7
30-44	27.3	25.1	28.4	26.7	25.6	31.3	26.6
45-59	25.2	26.9	25.7	27.0	28.2	20.6	23.0
60+	23.8	22.1	23.5	24.4	25.9	15.1	31.7
Total	100%						

## Education - last COMPLETED school:

Base: Total target population

	Total	Country					
		Alba nia	North Mace donia	Mont eneg ro	Bosni a and Herz egovi na	Koso vo	Serbi a
N	6055	1011	1013	1015	1002	1010	1004
N unw	6055	1011	1013	1015	1002	1010	1004
sig		0.00					
Did not finish primary school	3.1	2.4	3.5	2.6	5.1	2.9	2.2
Finished elementary school	18.9	27.2	29.9	10.8	16.7	14.0	14.6
Did not finish high school (abandoned it before finishing)	1.5	4.0	0.6	0.4	1.2	1.8	0.9
Did not finish high school, but has trade	7.6	16.2	0.3	3.2	2.4	16.6	6.8
Finished high school	47.8	33.0	46.8	59.7	57.2	37.1	53.0
Did not finish college (abandoned it before finishing)	2.4	0.4	2.6	2.6	2.4	3.4	3.2
Finished college	3.3	0.4	1.0	5.1	2.3	5.4	5.3
Finished university	15.4	16.4	15.2	15.5	12.7	18.8	13.9
<b>Total</b>		<b>100%</b>					

**Current occupation:**

Base: Total target population

	Total	Country					
		Alba nia	North Mace donia	Mont eneg ro	Bosni a and Herz egovi na	Koso vo	Serbi a
N	6055	1011	1013	1015	1002	1010	1004
N unw	6055	1011	1013	1015	1002	1010	1004
sig		0.00					
I work in private company	26.0	27.6	24.3	25.1	23.0	30.8	25.2
I work in Public institution/organization	11.5	8.2	11.2	15.7	12.1	12.8	8.9
I have my own business/Freelancer and I employ other people	1.7	1.8	1.1	2.3	0.7	2.7	1.4
I have my own business/Freelancer, but I do not employ other people	2.2	3.4	1.4	3.1	0.8	2.5	1.9
I help (without pay) in a family business	1.4	1.2	0.5	2.1	1.0	2.4	1.4
I am retired, pensioner	19.5	16.4	17.1	20.6	24.3	11.2	27.2
I am studying	7.0	5.2	6.3	7.1	8.5	7.2	8.0
Housewife	9.5	12.4	8.3	8.2	10.7	10.6	6.7
Currently unemployed	18.9	17.9	27.3	15.4	18.6	18.7	15.6
Other	2.0	5.4	2.4			0.7	3.5
Refusal	0.3	0.5		0.3	0.3	0.4	0.1
Total		100%					

## Type of settlement

Base: Total target population

	Total	Country					
		Alba nia	North Mace donia	Mont eneg ro	Bosni a and Herz egovi na	Koso vo	Serbi a
N	6055	1011	1013	1015	1002	1010	1004
N unw	6055	1011	1013	1015	1002	1010	1004
sig		0.00					
Urban	54.4	56.4	60.0	63.9	43.0	44.3	58.3
Rural	45.6	43.6	40.0	36.1	57.0	55.7	41.7
Total	100%						